

City of Austin



AUSTIN CITY COUNCIL

MAYOR

Frank C. Cooksey

MAYOR PRO TEM

John Treviño, Jr.

COUNCIL MEMBERS

Mark Rose
Smoot Carl-Mitchell
Sally Shipman
George Humphrey
Charles E. Urdy

CITY MANAGER

Jorge Carrasco

REPORT ON ADULT ORIENTED BUSINESSES IN AUSTIN

Prepared By
Office of Land Development Services
May 19, 1986

ACKNOWLEDGEMENTS

This report was prepared by the Special Programs Division of the Office of Land Development Services (OLDS), with assistance from other city agencies.

The following staff members were involved:

Office of Land Development Services

James B. Duncan, Director
Lilas Kinch, Acting Deputy Director
Marie Gaines, Assistant Director for Land Use Review
Sager A. Williams, Jr., Division Planner
Dan Drentlaw, Planner III, Project Manager
Kirk Bishop, Planner II
Stephen M. Swanke, Planner I, Primary Contributor
Jean Page, Artist II
Monica Moten, Drafter II
Sharon McKinney, Senior Administrative Clerk
Fletcher Eubanks, Intern
Mike Hovar, Intern
Mike Major, Intern
James K. Parks, Intern
Robin Walker, Intern

Austin Police Department

Jim Everett, Chief of Police
Joe Hidrogo, Director of Research and Planning
P.O. Kevin Behr, Administrative Assistant to the Chief
Leslie Sachanowicz, Planner Analyst
Galloway Beck, Planner Analyst
E. Gay Brown, Administrative Technician II
Karen Murray, Senior Administrative Clerk

Building Inspection Department

James W. Smith, Director
Bill Cook, Manager, Neighborhood Conservation
Edward Sanchez, Acting Supervisor, General Inspections
Terry L. Meadows, Senior Inspector, General Inspections

TABLE OF CONTENTS

	Page
I. Introduction	1
II. Summary of Existing Research	2
A. Analysis of Existing Research	2
B. Legal Basis	4
III. Adult Oriented Businesses in Austin	6
A. Location of Existing Businesses	6
B. Evaluation of Adult Business Impacts	9
C. Trade Area Characteristics	27
IV. Conclusions	32
Appendix	35

TABLE OF MAPS

Map 1	Existing Adult Businesses Locations	7
Map 2	Study Area 1	12
Map 3	Control Area 1	13
Map 4	Study Area 2	14
Map 5	Control Area 2	15
Map 6	Study Area 3	16
Map 7	Control Area 3	17
Map 8	Study Area 4	18
Map 9	Control Area 4	19
Map 10	Adult Business Trade Area - Southside News	28
Map 11	Adult Business Trade Area - Cinema West	29
Map 12	Adult Business Trade Area - Yellow Rose	30

SUMMARY

Purpose

This report provides the basis for development of an amendment to the Austin zoning ordinance regulating adult businesses. Austin's current adult business zoning ordinance was permanently enjoined from being enforced in January, 1985 when Taurus Enterprises sued over a "Code Violation Notice", issued by the City. The violation occurred because a bookstore was located within 1000 feet of property zoned and used for residential purposes.

Existing Research and Legal Basis

The first portion of the study examines existing research concerning the impact of adult business on crime rates and property values. Results from these studies contain similar findings - crime rates are higher and property values lower near adult oriented businesses.

Despite the negative impacts, regulation of adult businesses must respect constitutional rights of owners and patrons. Therefore an overview of pertinent legal and constitutional issues is also provided.

Existing Adult Businesses in Austin

Austin has 49 adult oriented businesses, consisting primarily of bookstores, theaters, massage parlors, and topless bars. Generally, these businesses are located in an area between Lamar Boulevard and Interstate Highway 35.

Analysis of the Impacts of Adult Businesses in Austin

An analysis of crime rates was conducted by comparing areas with adult businesses (study areas) to areas without adult businesses (control areas). Both control and study areas are circular in shape with a 1,000 foot radius, contain similar land uses, and are in close proximity to one another. Four study areas were defined: two with single businesses and two with more than one business. Within the study areas, sex-related crimes were found to be from two to nearly five times the city-wide average. Also, sex-related crime rates were found to be 66% higher in study areas with two adult businesses compared to study areas with only one business.

In order to assess the impact of adult businesses on property values, questionnaires were mailed to 120 real estate appraisal and lending firms. Eighty-eight percent of those responding indicated a belief that an adult bookstore would decrease residential property values within one block, and 59% felt that residential property values would decrease within three blocks. Respondents based their opinions on several factors. They noted that adult businesses made homes less attractive to families, thus lowering demand and property values. Others stated that the existence of adult businesses leads mortgage underwriters to believe that the neighborhood is in decline, thus making 95% financing difficult.

Trade Area Characteristics

In order to make appropriate recommendations for assignment of adult businesses to specific zoning districts, a study of trade area characteristics was conducted. Three adult businesses - a bookstore, theater and a topless bar - were examined to determine customer addresses by an observation of vehicle license numbers. Of the 81 observations made, only three customers had an address within one mile of an adult business. Nearly half (44%) of all customer addresses were located outside the City of Austin.

Recommendations

Based on the findings of this study, the following recommendations are made:

1. Adult businesses should be limited to highway or regionally - oriented zone districts.
2. Adult businesses should be dispersed to avoid the over concentration of such business.
3. Conditional use permits should be required for adult businesses in certain specified zone districts.

CHAPTER I INTRODUCTION

As is the case in many large American cities, Austin has witnessed a rapid rise in the number and type of adult entertainment businesses over the past decade. These businesses present a particular problem due, in part, to the moral implications associated with such enterprises in the minds of many members of the community. In addition, the proliferation and alleged detrimental effects of these businesses upon surrounding neighborhoods have been the focus of community attention for quite some time. This attention has resulted in numerous requests for the City to regulate adult businesses.

The regulation of adult entertainment businesses is a controversial matter. While legal and constitutional bases for municipalities to control the use of land within their jurisdictions in order to protect the "public health, safety, morals, and general welfare of their citizens" has been firmly established, the Supreme Court has upheld the right of adult entertainment businesses to operate in the community by virtue of the First and Fourteenth Amendments of the U.S. Constitution. Resolving conflicts between the legal rights of municipal governments and those of adult business operators and patrons has been a difficult task.

Austin enacted a "Sexually Oriented Commercial Establishments Ordinance" on May 22, 1980. This ordinance prohibits adult businesses from being closer than 1,000 feet from a residential use. On October, 25, 1983, a lawsuit was filed attacking the validity of the Ordinance. The lawsuit was filed after the Building Inspection Department issued a "Code Violation Notice" for an adult bookstore located at 8004 Research Blvd. This violation notice was filed because the bookstore was located within 1,000 feet of property zoned and used for residential purposes. The suit disputed the city's assertion of harm to areas zoned and used for residential purposes.

On January 10, 1985, a trial was held. Because the court was unable to make a factual finding on the validity of the City's assertion, it permanently enjoined the City from enforcing the ordinance at that location. The court did not declare the ordinance unconstitutional. However, because of the precedent set by this action, Austin currently lacks an adult business ordinance that can be effectively enforced. Therefore, it is the purpose of this study to objectively evaluate the impacts of adult entertainment businesses on surrounding neighborhoods and to formulate appropriate regulations based on these findings.

CHAPTER II
SUMMARY OF EXISTING RESEARCH

This chapter presents a brief overview of existing research and regulations written to address adult oriented businesses in various parts of the country. An understanding of the effects of adult oriented businesses on surrounding properties and the legal basis for regulations controlling such businesses is critical in developing an ordinance for Austin.

A. ANALYSIS OF EXISTING RESEARCH

Amarillo, Texas

The City of Amarillo's study, A Report on Zoning and Other Methods of Regulating Adult Entertainment Uses in Amarillo, concluded that adult entertainment uses are distinguishable from other businesses in that they have negative impacts on surrounding land uses. The study established a relationship between high crime rates and proximity to adult businesses. Furthermore, the study found that the late operating hours of most adult businesses created special problems to surrounding neighborhoods in the form of noise, glare, and traffic.

Beaumont, Texas

A planning department study done for the Charlton-Pollard Neighborhood in Beaumont, Texas investigated the effect of adult businesses on economic decline and crime. The study concluded that the concentration of adult businesses drove away neighborhood commercial stores and contributed to an increase in crimes such as prostitution, drug use, and muggings.

Indianapolis, Indiana

In February, 1984, the Division of Planning in Indianapolis published a report titled Adult Entertainment Businesses in Indianapolis: An Analysis. This report contained the results of an evaluation of the impact of adult business upon surrounding areas in terms of crime rates and real estate values. The study assessed the impact of adult entertainment businesses on crime rates by researching six areas containing adult businesses and six similar areas containing no adult businesses. A comparison of these areas revealed that sex-related crime rates were 77 percent higher in areas containing adult businesses.

The second portion of the study evaluated the impact of adult businesses on real estate values by surveying professional real estate appraisers. Two surveys were conducted. The first surveyed opinions of members of the American Institute of Real Estate Appraisers practicing in 22 metropolitan areas similar in size to Indianapolis. The second survey was a 20% random sample of AIREA members drawn at a national level. In the metropolitan area survey, 78% of those surveyed felt that residential property values would decrease if located within one block of an adult business. The national survey generated similar results - 80% of those surveyed felt residential property values would decrease if located within a block of an adult business.

Los Angeles, California

The Department of City Planning for Los Angeles published a report in June, 1977 entitled Study of the Effects of the Concentration of Adult Entertainment Establishments in the City of Los Angeles. An evaluation of the impact of adult businesses on both crime rates and property values was conducted. Crime rates were evaluated by comparing the Hollywood area with the remainder of the city. Hollywood was selected as a study area because of its high concentration of adult businesses. The study focused on the years 1969 to 1975, during which the number of adult businesses increased from 11 to 88 establishments. The study indicated that prostitution arrests in the Hollywood area were 15 times greater than the city average.

Like the Indianapolis report, the Los Angeles study surveyed real estate appraisers to assess the impact of adult businesses on property values. Over 90% of those surveyed felt that the concentration of adult businesses would decrease the market value of private residences located within 1000 feet of the adult business. Eighty-seven percent indicated that the concentration of adult businesses would decrease the market value of business property located in the vicinity of such establishments.

Los Angeles County, California

In April, 1978, the Department of Regional Planning of the County of Los Angeles published a study entitled Adult Entertainment Study and Proposed Zoning Ordinance Amendment. In the study, law enforcement officers were surveyed. Responses from the surveys indicated that areas with a concentration of adult businesses have a higher incidence of public intoxication, theft, assault, disturbing the peace, and sex-related vice. Respondents indicated that nude bars, modeling studios, and massage parlors caused the most individual problems.

Phoenix, Arizona

The City of Phoenix study investigated the incidence of crime by comparing three study areas containing adult businesses with three control areas without adult businesses. They concluded that crimes were 43 percent higher, violent crimes were 4 percent higher, and sex related crimes were over 500 percent higher in the study areas.

St. Paul Minnesota

The planning department in St. Paul conducted a study entitled Effects on Surrounding Area of Adult Entertainment Businesses. The study found that there was a statistically significant correlation between diminished housing values and crime rates and the location of adult businesses. The study also concluded that there was a stronger correlation with neighborhood deterioration after the establishment of an adult business.

B. LEGAL BASIS

Regulation of adult businesses has taken a variety of forms in cities throughout America. Boston, Massachusetts, for example, has adopted an ordinance that restricts all adult businesses to a single geographic area known as the "Combat Zone". Detroit, Michigan, on the other hand, enacted an ordinance intended to disperse adult businesses. This ordinance, passed in 1972, prohibited adult entertainment businesses within 500 feet of a residential area or within 1000 feet of any two other regulated uses. The term "regulated use" applied to a variety of businesses, including adult theaters, adult bookstores, cabarets, bars, taxi dance halls, and hotels. At this time, only Seattle and Renton, Washington have ordinances similar in nature to the Boston ordinance. However, several cities have adopted regulations similar to those enacted in Detroit, which are aimed at dispersing adult entertainment businesses.

The Detroit ordinance was legally challenged and ultimately upheld by the United States Supreme Court in 1976. This court case, known as Young -v- American Mini Theaters, Inc., now serves as the primary legal precedent regarding the use of zoning powers to regulate adult entertainment business. In Young, the Supreme Court held that "even though the First Amendment protects communication in this area (sexually explicit activities) from total suppression, we hold the State may legitimately use the content of these materials as a basis for placing them in a different classification from other movie theaters"¹.

1. McClendon, Bruce W.; Zoning for Adults Only, (Zoning news; American Planning Association, August, 1985).

The plurality opinion for this court case set out three First Amendment criteria that ordinances regulating adult entertainment businesses must satisfy in order to be Constitutionally upheld.

1. Regulations must be motivated not because of a distaste for the speech itself, but by a desire to eliminate its adverse effects.
2. Properly motivated legislation may be unconstitutional if it severely restricts First Amendment rights.
3. A properly motivated ordinance with only a limited impact on free expression may be unconstitutional if the municipality cannot demonstrate an adequate factual basis for its conclusion that the ordinance will accomplish its object of eliminating the adverse effect of adult businesses².

The limitations established by these criteria are best illustrated by analysis of the invalidation of Atlanta, Georgia's Adult Entertainment Ordinance³. This ordinance prohibited adult entertainment businesses from locating within 1,000 feet of any other such use, within 500 feet of any residential zoning district, or within 500 feet of any church or place used for religious worship. The ordinance also restricted all new adult entertainment businesses to three zoning districts. The Atlanta ordinance further required the amortization of certain existing businesses.

Although factual evidence was presented in support of Atlanta's ordinance, the U.S. Supreme Court found that the ordinance violated the first two criteria cited in Young. The Court first found evidence of an improper motive in enacting the ordinance. Minutes of a zoning review board meeting indicated that the board would help citizens opposed to the conduct of adult businesses to "zone them out of business". At the meeting an assistant city attorney indicated that the proposed ordinance was the "strongest vehicle toward elimination" of these businesses and the city was "hoping for complete eradication" of adult businesses. The court also found that the locational restrictions of the ordinance would significantly reduce and possibly eliminate public access to adult businesses. The court had ruled in Young that "pornography zoning" is constitutional only if "the market for this commodity is essentially unrestrained"⁴. The locational restrictions and amortization requirements in Atlanta were deemed too severe a restriction on the First Amendment rights of adult businesses.

2. Weinstein, Alan; Regulating Pornography: Recent Legal Trends;
(Land Use Law; February, 1982;) p.4

3. *ibid.* p.4

4. *ibid.* p.4

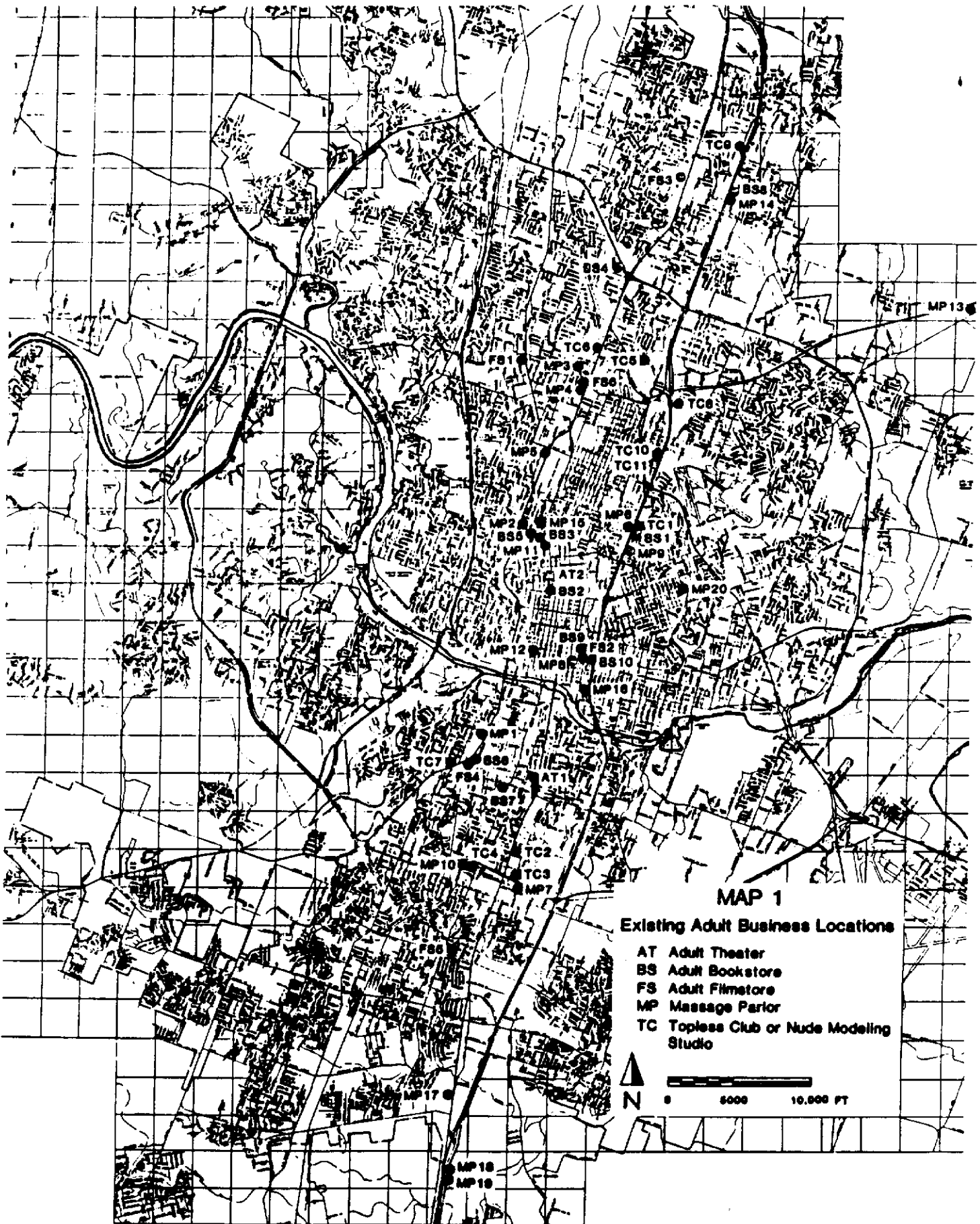
CHAPTER III
ADULT ORIENTED BUSINESSES IN AUSTIN

A. LOCATION OF EXISTING BUSINESS

There were 49 adult-oriented businesses located within the corporate limits of the Austin as of January 1, 1986. These businesses have been grouped into two major types of businesses: Adult Entertainment Businesses and Adult Service Business. Adult Entertainment Businesses consist of adult bookstores, theaters, and film stores. Adult Service Businesses consist of massage parlors, nude modeling studios, and topless/bottomless bars or clubs. Adult Entertainment Businesses must be carefully regulated due to their constitutionally protected status as an expression of free speech.

The classification of these businesses is difficult, particularly in the case of Adult Entertainment Businesses, since many of these are involved in the selling of printed material as well as novelty items, and the showing of peep shows. For the purposes of this study, businesses listed as bookstores include a substantial portion of the business involved in the selling of printed material, but may include the distribution of novelty items, showing of peep shows, and other related forms of adult entertainment. Any business that exhibits adult films on a single screen with 100 seats was classified as an adult theater even though it may offer adult video tapes or films for sale.

Table 1 lists the names and locations of the 49 existing Adult Entertainment businesses in Austin. Map 1 depicts the locations of these in the City of Austin. As shown on this map, 21 of the 49 existing businesses are not located within 1000 feet of another adult business. Of the remaining 28 businesses, there are eight groups of two businesses, one group of three businesses, one group of four businesses, and one group of five businesses. The locational pattern illustrated on Map 1 indicates a propensity for adult businesses to locate along the major north/south roadways or on major east/west roadways between Lamar Blvd and IH35.



MAP 1

Existing Adult Business Locations

- AT Adult Theater
- BS Adult Bookstore
- FS Adult Filmstore
- MP Massage Parlor
- TC Topless Club or Nude Modeling Studio



Table 1
Existing Adult Businesses
Austin, Texas
January 1, 1986

Adult Entertainment Businesses

Adult Bookstores

- | | |
|---------------------------|------------------------|
| 1. Adult Theater | 3401-A- North IH35 |
| 2. Mr. Video | 1910 Guadalupe St. |
| 3. River City Newsstand | 613 West 29th St. |
| 4. River City Newsstand | 8004 Research Blvd. |
| 5. Video Barn | 615 West 29th St. |
| 6. Southside News | 2053 South Lamar Blvd. |
| 7. The Pleasure Shop | 603 West Oltorf St. |
| 8. Oasis Adult Book Store | 8601 North IH 35 |
| 9. Ms. Video | 718 Red River St. |
| 10. Sixth Street News | 706 East 6th St. |

Adult Theaters

- | | |
|------------------------|--------------------------|
| 1. Cinema West Theater | 2130 South Congress Ave. |
| 2. Texas Adult Theater | 2224 Guadalupe St. |

Adult Film Stores

- | | |
|---------------|------------------------|
| 1. Video Barn | 5726 Burnet Rd. |
| 2. Video Barn | 708 East 6th St. |
| 3. Video Barn | 9640 North Lamar Blvd. |
| 4. Video Barn | 2055 South Lamar Blvd. |
| 5. Video Barn | 512 West Stassney Lane |
| 6. Video Etc. | 5610 North Lamar Blvd. |

Adult Service Businesses

Massage Parlors

- | | |
|-------------------------------|--------------------------|
| 1. Ann's Massage Clinic | 1406 South Lamar Blvd. |
| 2. Body Works, Inc. | 2906 San Gabriel St. |
| 3. Fantastic Oriental Massage | 1104 West Koenig Lane |
| 4. Fantasy Massage | 5520 North Lamar Blvd. |
| 5. I Dream of Jeanie | 4406 North Lamar Blvd. |
| 6. La Femme | 3502 North IH 35 |
| 7. Michelle's Massage | 403 East Ben White Blvd. |
| 8. Midnight Cowboy Oriental | 313 East 6th St. |
| 9. Oriental House of Massage | 3007 North IH 35 |
| 10. Pandora's | 631 West Ben White Blvd. |
| 11. Relaxation Plus Massage | 2716 Guadalupe St. |
| 12. Relaxation Plus Massage | 612 Nueces St. |
| 13. Satin Spa | 6735 U.S. 290 East |
| 14. Tokyo Spa | 9601 North IH 35 #104 |

- | | |
|------------------------------|---------------------|
| 15. Vickie's Massage | 3004 Guadalupe St. |
| 16. Silk Lady Massage | 92 East Ave. |
| 17. New Seoul Korean Massage | 8312 South Congress |
| 18. The Casbah | 9401-B South IH-35 |
| 19. The Chateau | 9401-B South IH-35 |
| 20. Singletons Massage | 1410 Ulit |

Topless Clubs and Nude Modeling Studios

- | | |
|-------------------------------|----------------------------|
| 1. The Crazy Lady | 3701 North IH35 |
| 2. The Doll House | 3615 South Congress |
| 3. The Red Rose | 336 East Ben White Blvd. |
| 4. Honey's | 629 West Ben White Blvd. |
| 5. Sugar's | 404 Highland Mall Blvd. |
| 6. The Yellow Rose | 6528 North Lamar Blvd. |
| 7. Ladies of the Eighties | 2304 South Lamar Blvd. |
| 8. Adams Nude Modeling Resort | 1023 Reinli St. |
| 9. French Quarter | 10600 Middle Fiskville Rd. |
| 10. Burlesque Modeling Studio | 4912 North IH35 |
| 11. Pearls Place | 4814 North IH35 |

B. EVALUATION OF ADULT BUSINESS IMPACTS

In order to develop appropriate recommendations for regulating adult businesses, it is essential to assess the impact of such businesses on the neighborhoods that surround them. Research conducted in other cities suggests that adult businesses have a detrimental effect on the incidence of crime and property value. This report will assess the impact of adult businesses in Austin by comparing the incidence of crime in areas surrounding adult businesses to similar areas having no adult businesses and by surveying the opinions of real estate professionals concerning the effect of adult businesses on property values. The methodology used in this research is similar to those used in the Indianapolis, Indiana and Los Angeles, California studies. For a more detailed discussion of the methodology and results of these studies, see Appendix A.

Incidence of Crime

Methodology. The effect of adult businesses on the incidence of crime was measured by collecting crime data for areas with adult businesses (Study Areas) and comparing them to similar areas having no adult businesses (Control Areas). This evaluation focuses on three questions. First, is the incidence of crime, particularly sexually related crime, higher in areas surrounding adult business sites than in similar areas without adult business sites? Second, is the incidence of crime, particularly sexually related crime, higher in areas having more than one adult business than in areas having a single adult business? Finally, how does the incidence of crime in these areas compare to crime rates for the City of Austin as a whole?

This study collected data for 45 serious criminal offenses, termed Part 1 Crimes by the Uniform Crime Report, and 21 sexually related criminal offenses. These offenses are detailed in Appendix B. The data collected represents calls to the Austin Police Department from January 1, 1984 through December 31, 1985. Crime rates are expressed as the number of reported incidents per 1000 area residents.

Selection of Study and Control Areas. The selection of appropriate study and control areas was a crucial element in the objective assessment of the impact of adult businesses on the incidence of crime. Study Areas containing adult business sites were carefully selected to be representative of the adult businesses existing in the Austin area.

Four study areas were selected. Study Area One includes two businesses, a modeling studio and a topless club. Study Area Two also includes two businesses, an adult bookstore and an adult oriented film rental store. Study Areas Three and Four contain single businesses, an adult bookstore and topless bar, respectively.

Table 2
Study Area Businesses

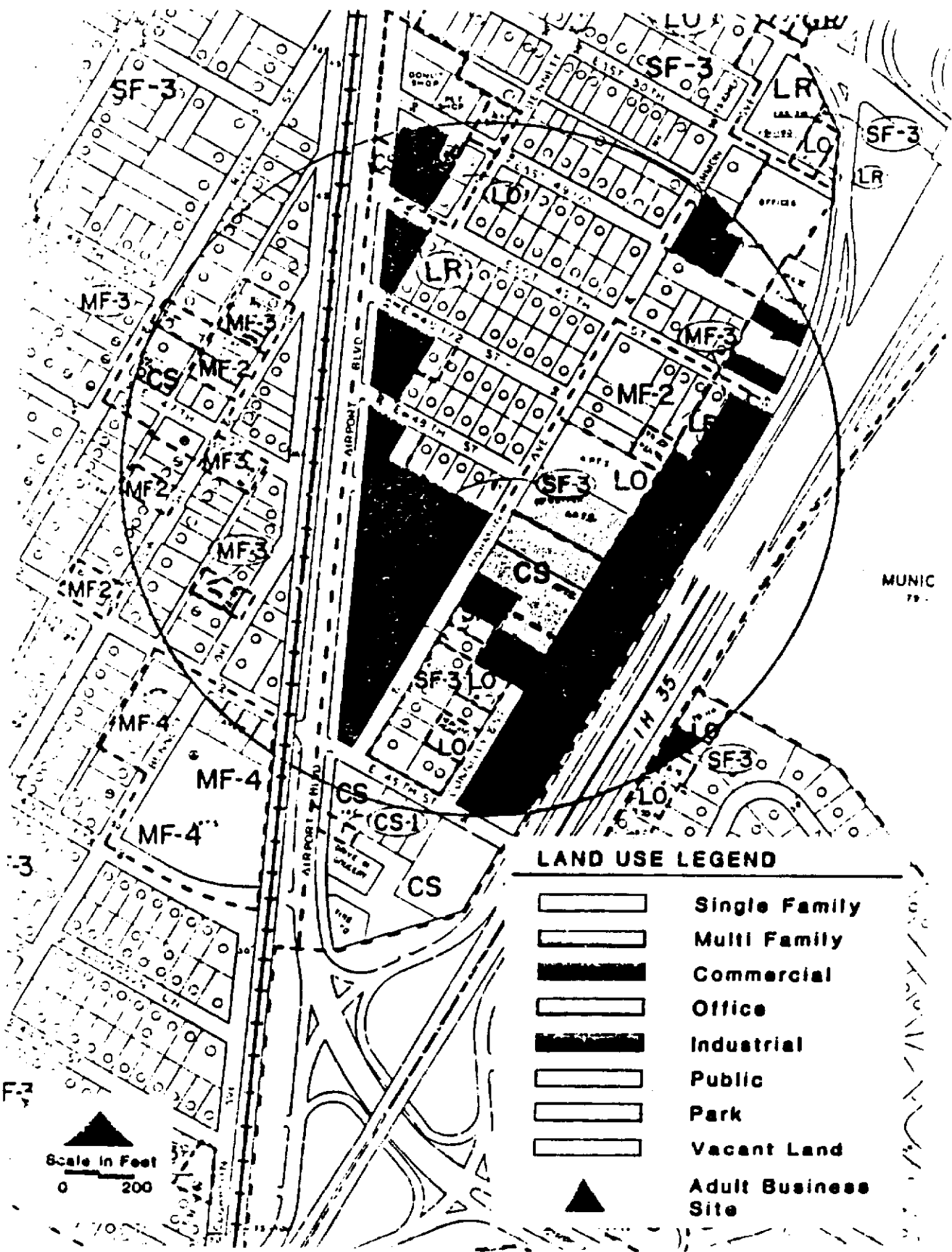
Study Area 1	
Burlesque Modeling Studio	4912 N. IH-35
Pearls Place	4814 N. IH-35
Study Area 2	
Southside News	2053 S. Lamar
Video Barn	2055 S. Lamar
Study Area 3	
The Pleasure Shoppe	610 W. Oltorf
Study Area 4	
The Yellow Rose	6528 N. Lamar Blvd

As noted, two of the Study Areas contain one, and the others each contain two, adult businesses. Although two adult businesses does not reflect the highest concentration of adult businesses located in Austin, this level of concentration is more representative of existing locational patterns in the City. Those areas containing more than two adult businesses were examined and found unsuitable for this evaluation.










The highest concentration of adult businesses is located just west of the University of Texas campus along West 29th Street. This area was considered unsuitable because the transient population associated with the University of Texas might unduly influence the results of the evaluation. The concentration of adult businesses existing in the Central Business district was deemed unsuitable for study due to the lack of residential uses in the area. Three adult businesses are located along IH-35 near its intersection with East 38 1/2 Street. This area was not selected because a large portion of the Study Area is occupied by Concordia Lutheran College, and a suitable control area with similar land uses was difficult to define.

In order to draw valid comparisons, the Control Areas were selected according to their proximity and similarity to the Study Areas. Four Control Areas were selected for comparison to the four study areas.

MAP 2 STUDY AREA 1



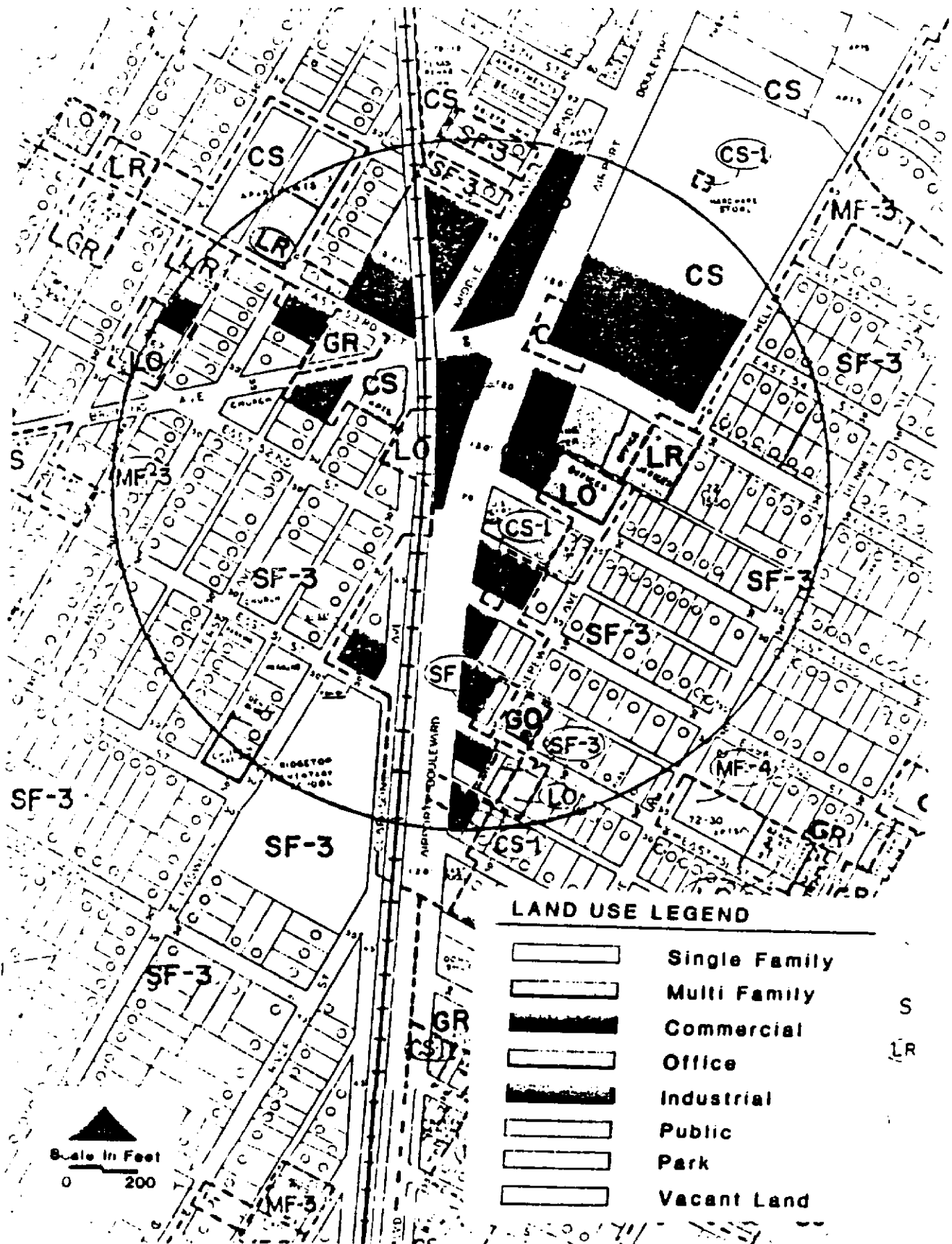
LAND USE LEGEND

-  Single Family
-  Multi Family
-  Commercial
-  Office
-  Industrial
-  Public
-  Park
-  Vacant Land
-  Adult Business Site








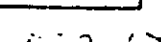
Scale in Feet
0 200

MUNIC
79

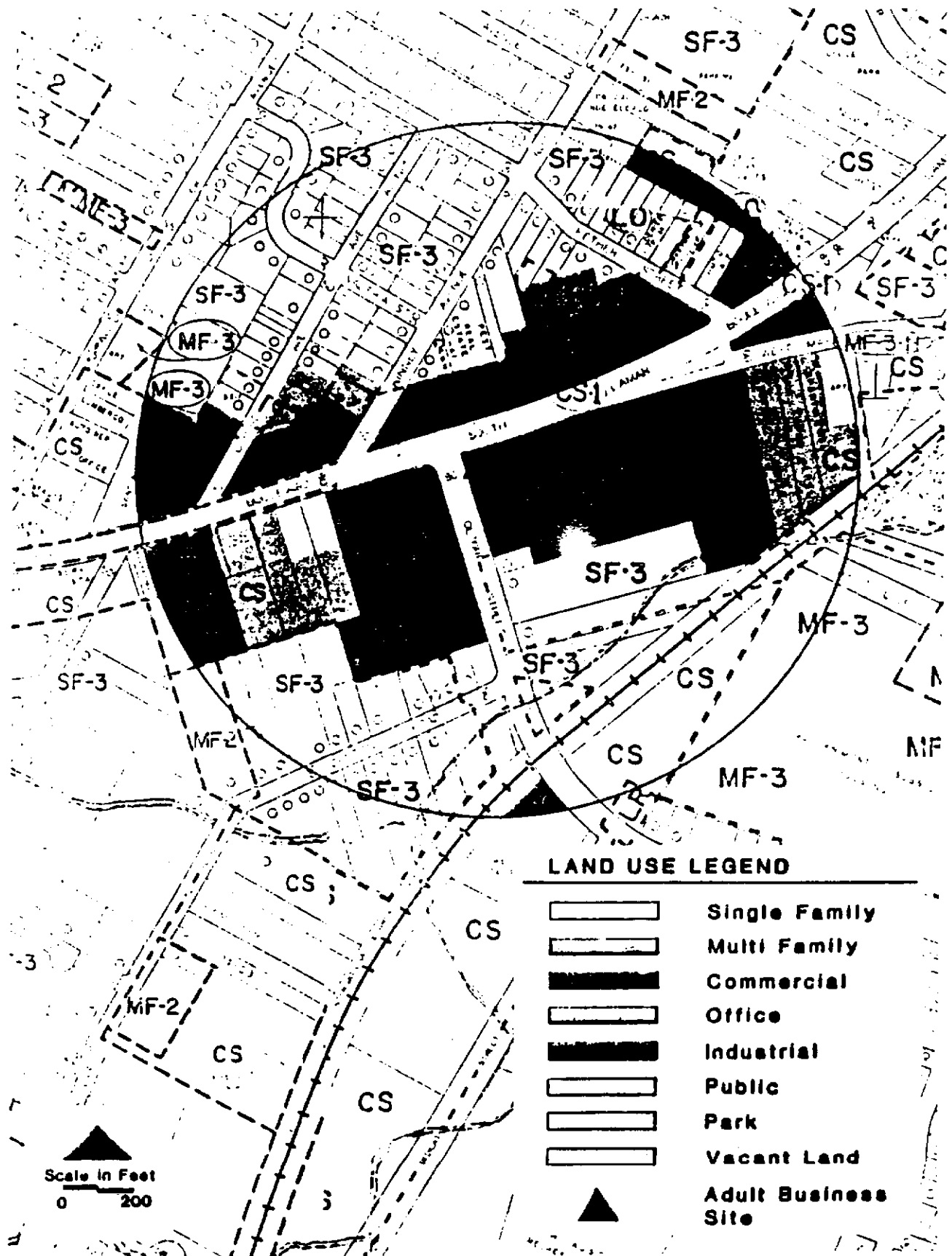
MAP 3 CONTROL AREA 1












LAND USE LEGEND

	Single Family	
	Multi Family	S
	Commercial	
	Office	LR
	Industrial	
	Public	
	Park	
	Vacant Land	

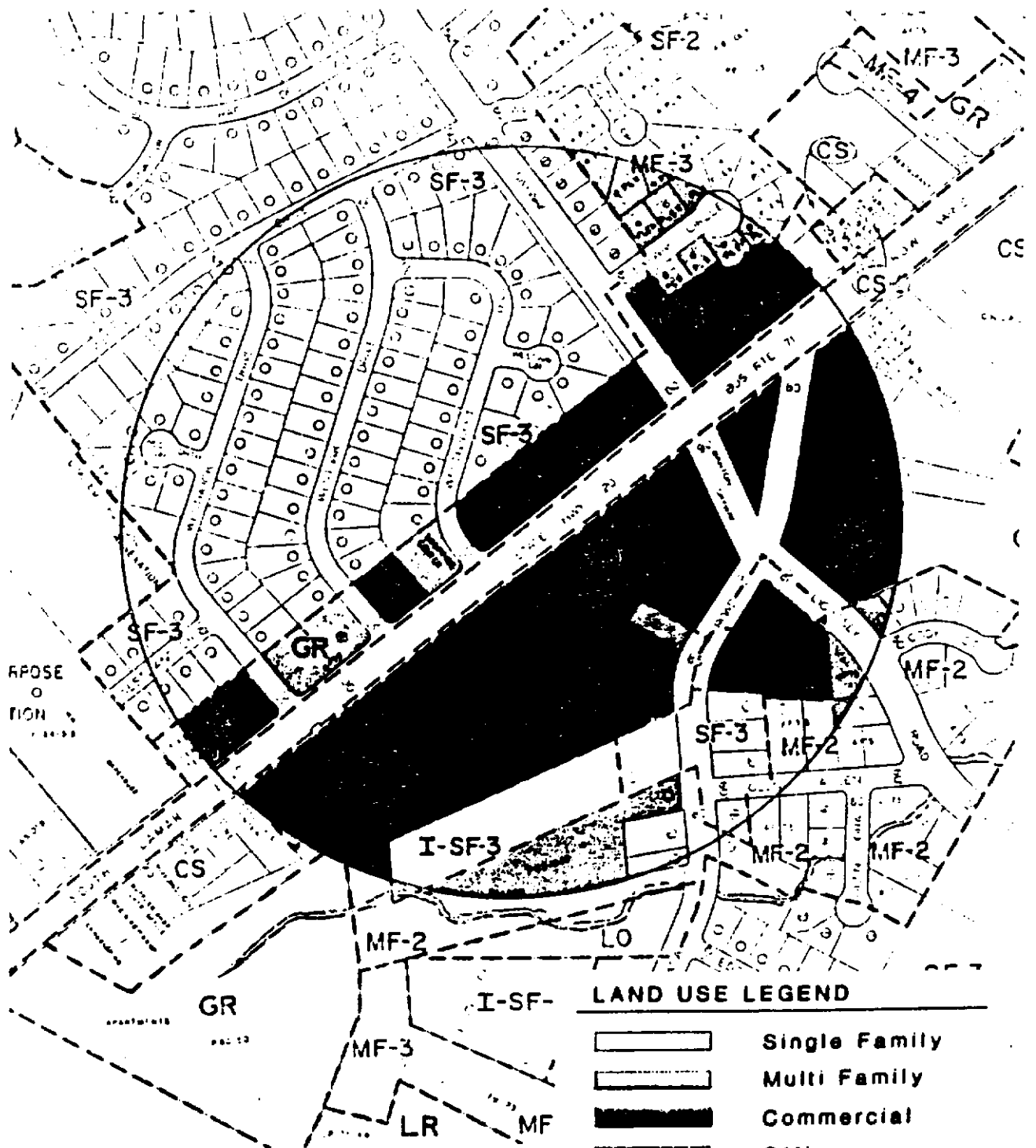
MAP 4 STUDY AREA 2











LAND USE LEGEND

	Single Family
	Multi Family
	Commercial
	Office
	Industrial
	Public
	Park
	Vacant Land
	Adult Business Site

MAP 5 CONTROL AREA 2

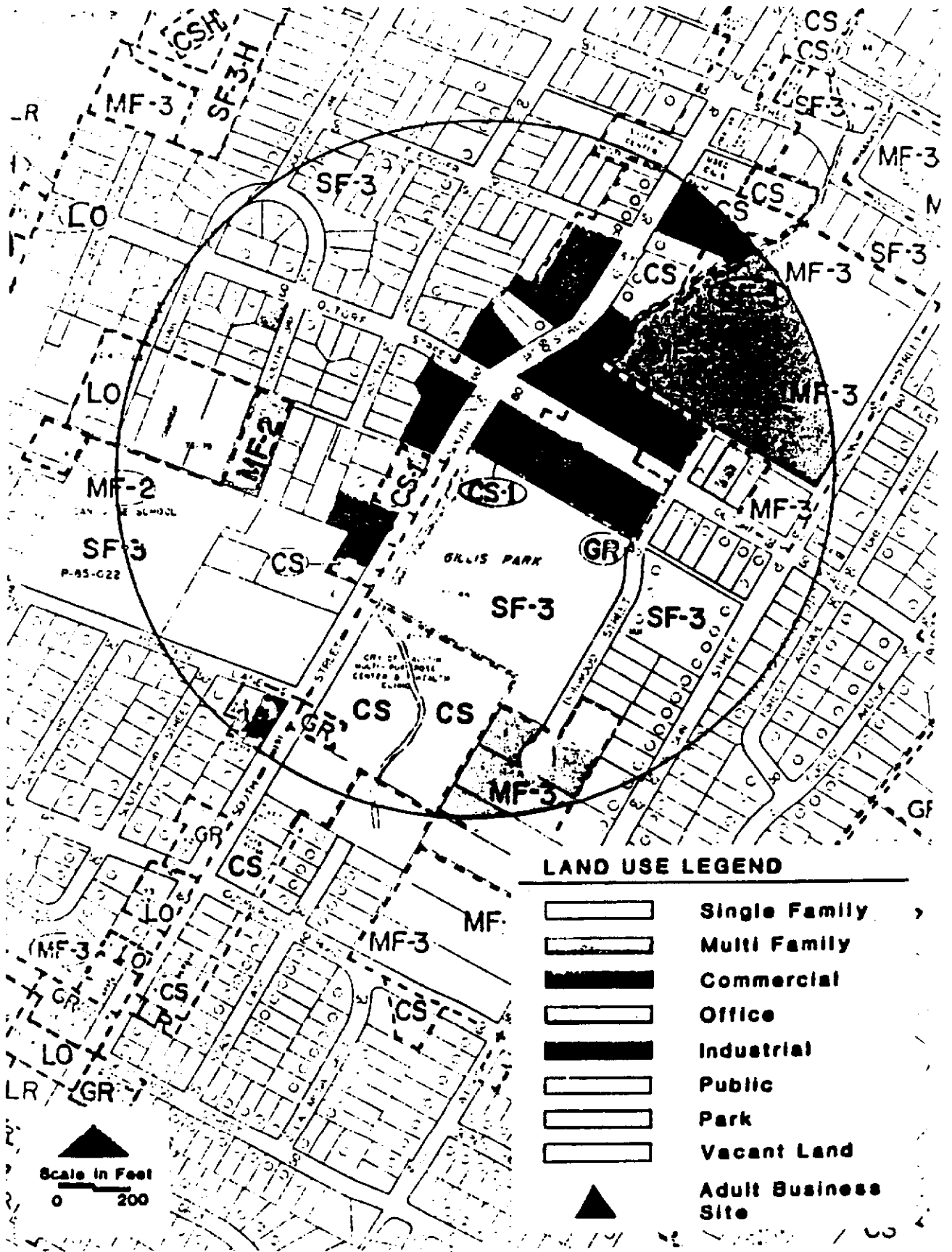


LAND USE LEGEND










-  Single Family
-  Multi Family
-  Commercial
-  Office
-  Industrial
-  Public
-  Park
-  Vacant Land


 Scale in Feet
 0 200

MAP 6 STUDY AREA 3

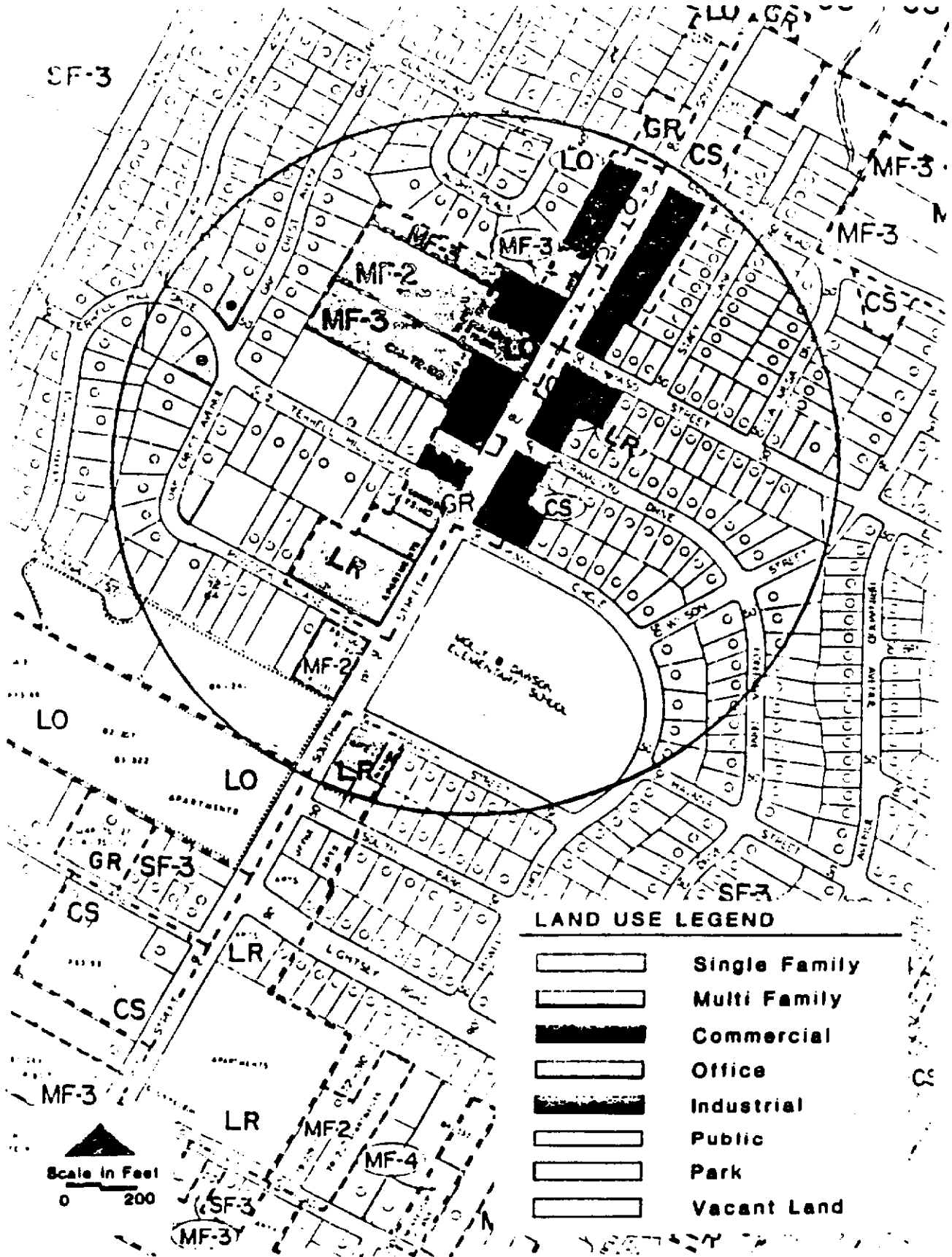


LAND USE LEGEND

-  Single Family
-  Multi Family
-  Commercial
-  Office
-  Industrial
-  Public
-  Park
-  Vacant Land
-  Adult Business Site

Scale in Feet
0 200

MAP 7 CONTROL AREA 3



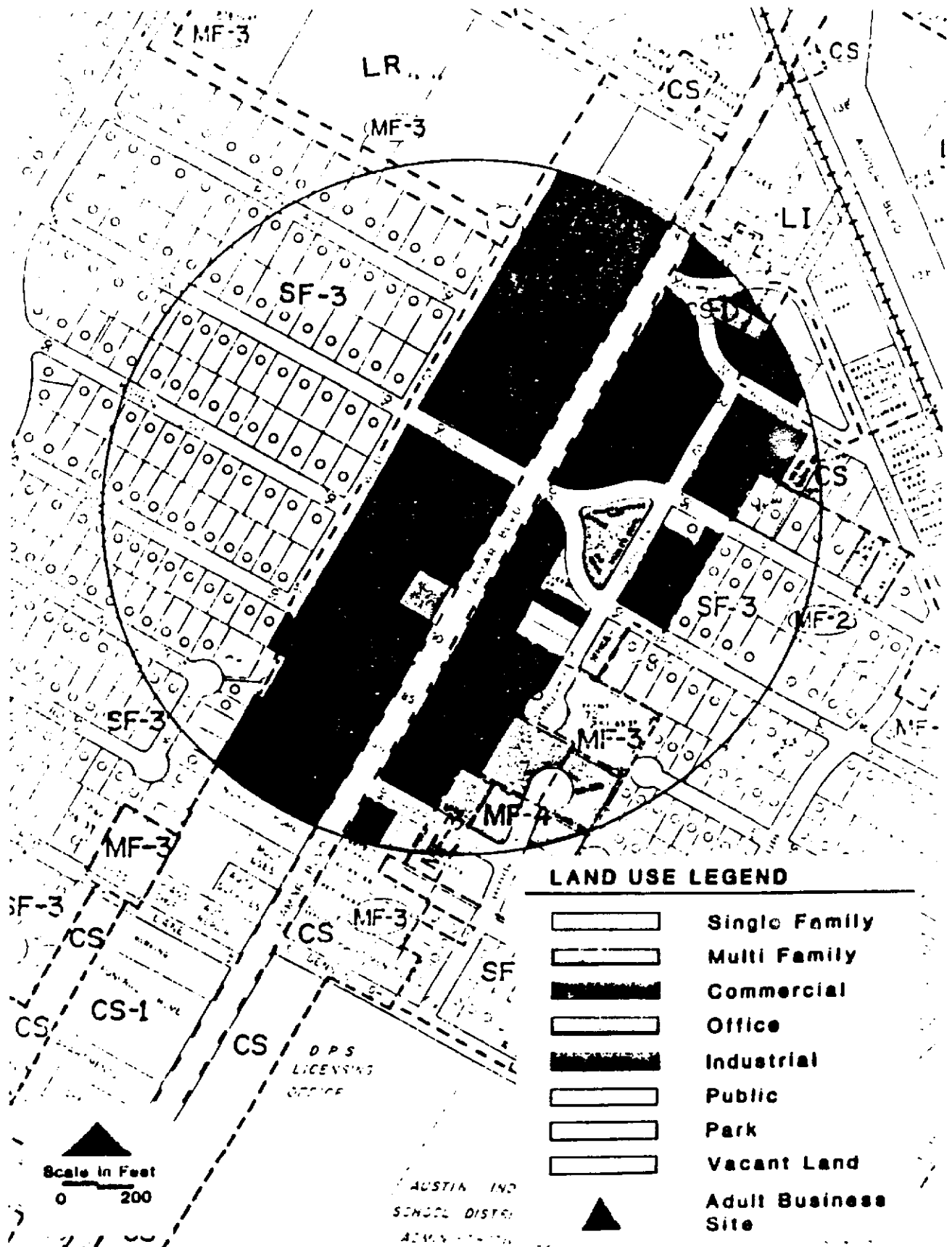
LAND USE LEGEND

	Single Family
	Multi Family
	Commercial
	Office
	Industrial
	Public
	Park
	Vacant Land

Scale in Feet

0 200

MAP 8 STUDY AREA 4



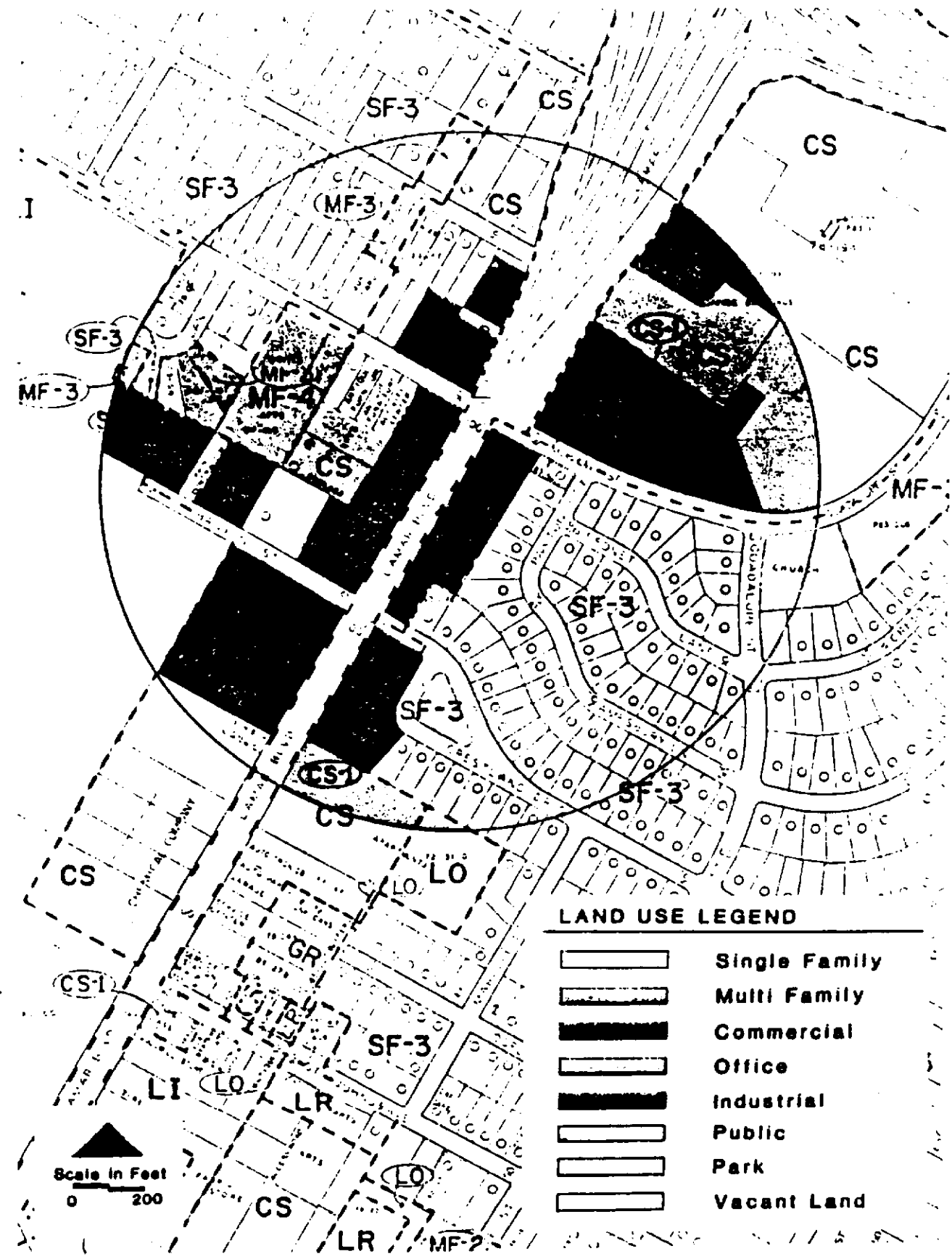
LAND USE LEGEND

- | | |
|--|---------------------|
| | Single Family |
| | Multi Family |
| | Commercial |
| | Office |
| | Industrial |
| | Public |
| | Park |
| | Vacant Land |
| | Adult Business Site |

Scale in Feet
0 200

AUSTIN, TEXAS
SCHOOL DISTRICT
ADMINISTRATION

MAP 9 CONTROL AREA 4



Study and Control Area Characteristics. All of the Study and Control areas were examined to identify similarities. They all are circular in shape with a 1000 foot radius, a size of 72.12 acres, and have similar population and land use characteristics. The population characteristics of each area were analyzed using block data from the 1980 Census of Population and Housing. The results are summarized in Tables 3, 4, 5, and 6. Land use characteristics are summarized in Tables 7, 8, 9 and 10.

Table 3
Area 1
Population Characteristics

Ethnicity	Study	Control
% Anglo	69.8	68.0
% Black	7.9	10.4
% Hispanic	21.5	21.5
% Other	0.8	0.1
Age Composition		
% Under 18	11.0	19.6
% 18 to 64	80.0	72.7
% 65 and over	9.0	7.5
% Owner Occupancy	17.5	25.5

Table 4
Area 2
Population Characteristics

Ethnicity	Study	Control
% Anglo	60.9	75.2
% Black	4.4	6.2
% Hispanic	33.5	18.0
% Other	1.2	0.5
Age Composition		
% Under 18	24.0	20.8
% 18 to 64	62.5	71.2
% 65 and over	13.5	8.0
% Owner Occupancy	34.7	26.7

Table 5
Area 3
Population Characteristics

Ethnicity	Study	Control
% Anglo	17.7	54.8
% Black	12.1	2.4
% Hispanic	64.1	42.8
% Other	6.1	0
Age Composition		
% Under 18	40.1	25.1
% 18 to 64	51.6	69.6
% 65 and over	8.3	5.3
% Owner Occupancy	27.9	48.9

Table 6
Area 4
Population Characteristics

Ethnicity	Study	Control
% Anglo	84.4	72.8
% Black	2.5	2.5
% Hispanic	12.4	19.4
% Other	0.7	5.3
Age Composition		
% Under 18	16.1	23.8
% 18 to 64	69.4	0.5
% 65 and over	14.5	5.7
% Owner Occupancy	38.2	24.8

Table 7
Area 1
Existing Land Use
(in acres)

	Study	Control
Single Family	14.1	18.9
Multi-Family	3.0	1.5
Commercial	11.9	9.7
Office	0.3	2.2
Industrial	-	-
Public	3.9	4.4
Parkland	-	-
Vacant	1.6	0.7
Roads	37.3	34.7

Table 8
 Areas 2
 Existing Land Use
 (in acres)

	Study	Control
Single Family	22.2	24.6
Multi-Family	1.6	4.7
Commercial	24.2	23.3
Office	0.8	2.0
Industrial	-	-
Public	1.2	-
Parkland	-	-
Vacant	5.1	-
Roads	18.0	17.5

Table 9
 Areas 3
 Existing Land Use
 (in acres)

	Study	Control
Single Family	19.0	34.2
Multi-Family	7.2	9.6
Commercial	7.2	5.6
Office	0.1	0.4
Industrial	-	-
Public	9.3	8.2
Parkland	6.6	-
Vacant	8.0	4.2
Roads	14.7	9.9

Table 10
 Areas 4
 Existing Land Use
 (in acres)

	Study	Control
Single Family	25.1	22.7
Multi-Family	2.3	4.9
Commercial	26.6	15.8
Office	1.1	5.1
Industrial	-	2.3
Public	-	0.4
Parkland	-	-
Vacant	1.6	3.7
Roads	15.4	17.2

Results

The crime rates calculated for each Study and Control Area and for the city at large are indicated in Table 11.

Table 11
 Average Annual Crime Rates
 (per 1000 population)

	Part 1 Crime Rate	Sex Related Crime Rate
Study Area 1	181.82	8.72
Control Area 1	320.65	2.17
Study Area 2	552.54	13.56
Control Area 2	96.69	2.48
Study Area 3	128.59	4.97
Control Area 3	69.60	2.37
Study Area 4	185.77	7.91
Control Area 4	133.41	1.84
City of Austin	83.14	2.81
All Control Areas	132.23	2.21

Analysis of Table 11 reveals a definite pattern concerning sex-related crime rates. Sex related crimes rates in Control Areas are consistently low, ranging from 65% to 88% of the city-wide average. In contrast, sex related crime rates in the Study Areas are substantially higher than the city-wide average, ranging from 177% to 482% higher.

The sex related crime rates for Study Areas 1 and 2, which each contain two adult business sites, are higher than those in Study Areas 3 and 4, which each contain one adult business site. Table 12 consolidates the crime rates for Study Areas 1 and 2 and Study Areas 3 and 4. This analysis indicates that the sex related crime rate in areas having more than one adult business site is 66 percent higher than in areas having only one adult business site.

Table 12
Combined Average Annual Crime Rates

	Part I Crime Rate	Sex Related Crime Rate
Study Areas 1 & 2	281.42	10.02
Control Areas 1 & 2	193.43	2.35
Study Areas 3 & 4	159.70	6.02
Control Areas 3 & 4	97.44	2.21

Real Estate Impacts

Methodology. In an effort to assess the impacts of adult entertainment businesses on property values in Austin, a survey of the opinions of real estate professionals was conducted. A three-part questionnaire was designed to gauge the opinion of real estate appraisers and lenders in the Austin area regarding the effect that an adult entertainment business would have on surrounding property values.

The first part asked respondents to indicate the effect of one adult bookstore on residential and commercial properties located within one block and three blocks of the bookstore. The second part of the survey asked respondents to gauge the effect on residential property values within one block for a variety of commercial uses other than an adult bookstore. The third part of the survey asked questions designed to estimate the degree to which property values are affected by adult businesses, and to establish the basis for the appraisers' opinions. A sample questionnaire is included in Appendix D.

Results. The questionnaire was mailed to 120 firms listed in the Southwestern Bell Yellow Pages under "real estate appraisers" and "real estate lenders". The Office of Land Development Services received 54 responses; a response rate of 45 percent. The responses to the questionnaire concerning the effect of adult businesses on property values are tabulated in Table 13. Table 14 summarizes the results of the questionnaire regarding the effect of other commercial uses on property values.

Table 13
The Effect of Adult Businesses on
Property Values in Austin, Texas

	No Change	Decrease 1 to 10%	Decrease 10 to 20%	Decrease 20% or more
Residential Property One Block Radius	12%	31%	26%	31%
Commercial Property One Block Radius	31%	30%	33%	6%
Residential Property Three Block Radius	41%	28%	26%	5%
Commercial Property Three Block Radius	59%	30%	9%	2%

The tabulated responses in Table 13 indicate that a substantial majority (88%) of those surveyed felt that an adult book store would have a negative effect on residential property located within one block. Of these, 31 percent felt that value would decrease by more than 20 percent. A majority (69%) felt that the value of commercial property within one block of the bookstore site would be negatively affected. Only 6 percent felt, however, that the decline in value would be greater than 20 percent.

When the distance from the adult bookstore is increased, the negative impact on property values appears to be less severe. While a majority of respondents (59%) indicated that residential property located three blocks from the bookstore would decline in value, only 5 percent felt the decline would be greater than 20 percent and over 40 percent felt that there would be no change in value at this distance. The majority of respondents (59%) felt that there would be no change in value of commercial property located three blocks from the adult bookstore site.

Table 14
The Effect of Commercial Businesses on
Residential Property Values in Austin, Texas

	Much Higher	Somewhat Higher	About The Same	Somewhat Lower	Much Lower
Church	2%	16%	58%	24%	--
Pool Hall	--	2%	39%	45%	14%
Welfare Office	--	4%	36%	45%	15%
Neighborhood Tavern	--	9%	38%	34%	21%
Record Store	--	26%	61%	11%	2%
Medical Office	18%	36%	41%	6%	--
Branch Library	21%	40%	33%	6%	--
Drug Rehabilitation	--	2%	22%	48%	28%
Ice Cream Parlor	6%	42%	46%	6%	--
Video Game Parlor	--	16%	53%	31%	--
Adult Video Arcade	--	4%	27%	28%	42%
Topless Bar	--	--	19%	23%	58%
Massage Parlor	--	--	19%	23%	58%
Adult Theater	--	--	23%	21%	56%

The survey also asked respondents to indicate the effect on residential property values if the site was used for something other than an adult bookstore. As indicated in Table 14, the majority felt that property values would be higher if the site were used as a medical office or branch library. They indicated that residential property values would be reduced if the site was used as a pool hall, tavern, welfare office, drug rehabilitation center, or another type of adult entertainment business.

Causes of Property Value Decline. The real estate professionals were asked to describe the effect of adult businesses on property values in general and the basis for their opinions. These questions are important because they help establish why property values are affected by adult businesses.

The respondents based their opinions on several factors. They noted that the type of clientele attracted by adult businesses create concerns among families with children. Several noted that residential properties in close proximity to adult business sites are no longer suitable as homes for families with children. This eliminates a large portion of the market, lowering demand, which in turn decreases the market value of the property. It was also noted that the existence of adult business facilities leads mortgage underwriters to believe that the general neighborhood is in decline. Therefore, they would be less willing to make 90 to 95% financing available for these properties.

Several respondents indicated that "pride of ownership" has an important influence on property values. When families are encouraged to leave a residential area or discouraged from locating in a particular area due to the existence of an adult business nearby, a transition from a family-oriented, owner-occupied neighborhood to a more transient, renter-occupied neighborhood may result. This trend is reinforced by the reluctance of real estate lenders to make 90 to 95% financing available for residential properties in the area.

With regard to the effect on commercial properties, respondents commented that commercial property values were negatively impacted but to a lesser degree than residential properties. It was also noted that the impact of a single adult entertainment business would be less severe than the impact resulting from a concentration of businesses. Other comments indicated a negative impact on the sales of businesses engaged in neighborhood trade. One respondent commented that adult entertainment businesses tend to drive out residential or commercial uses.

Those respondents who indicated little or no change in property values cited several reasons for their opinions. Several commented that adult businesses locate in areas where property values are already in decline. One comment noted that commercial properties would experience very little effect because most commercial properties are encumbered by long term leases. Another respondent stated that there is no market evidence that values will change.

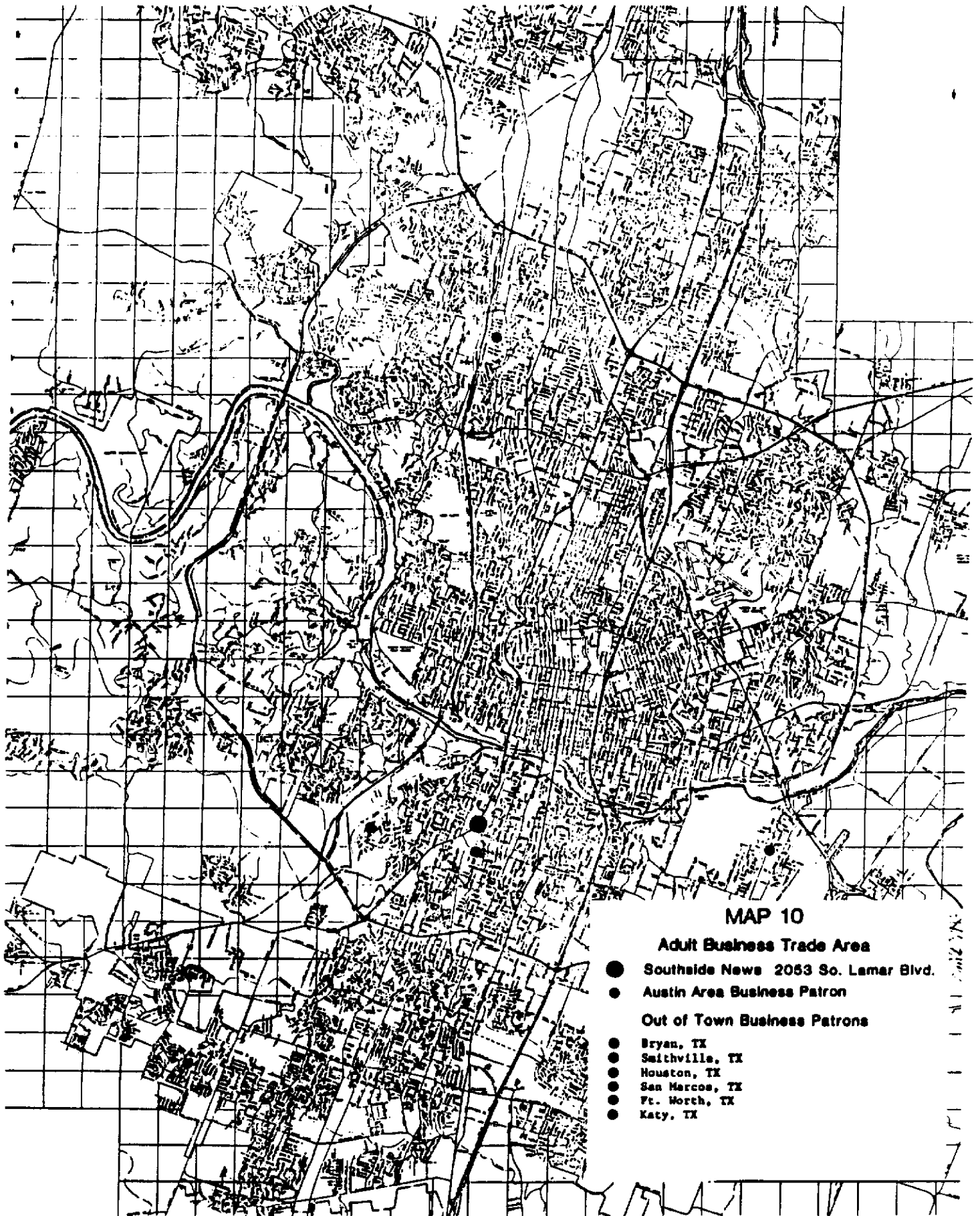
In summary, most appraisers and lenders believe that adult businesses will contribute to a decrease in surrounding property values, particularly residential properties within a one block radius. The appraisers opinions will affect property values because their lending and appraisal policies will, to some extent, determine property value.

C. TRADE AREA CHARACTERISTICS

The use of zoning authority to regulate the locations of adult businesses implies that these businesses will be limited to certain zoning districts. In order to make appropriate recommendations for assignment of these businesses to specific zoning districts, an understanding of their trade area characteristics is important. Specifically, it is useful to know if a substantial portion of the adult businesses clientele is drawn from the immediate neighborhood or from a larger regional area.

Methodology

In order to establish the extent of an adult business trade area, a method of determining the location of customer residences must be employed. The method selected for this evaluation was the observation of vehicle license numbers. It was assumed that addresses listed on the vehicle registration reflected the location of the customers residence.



MAP 10

Adult Business Trade Area

● Southside News 2053 So. Lamar Blvd.

● Austin Area Business Patron

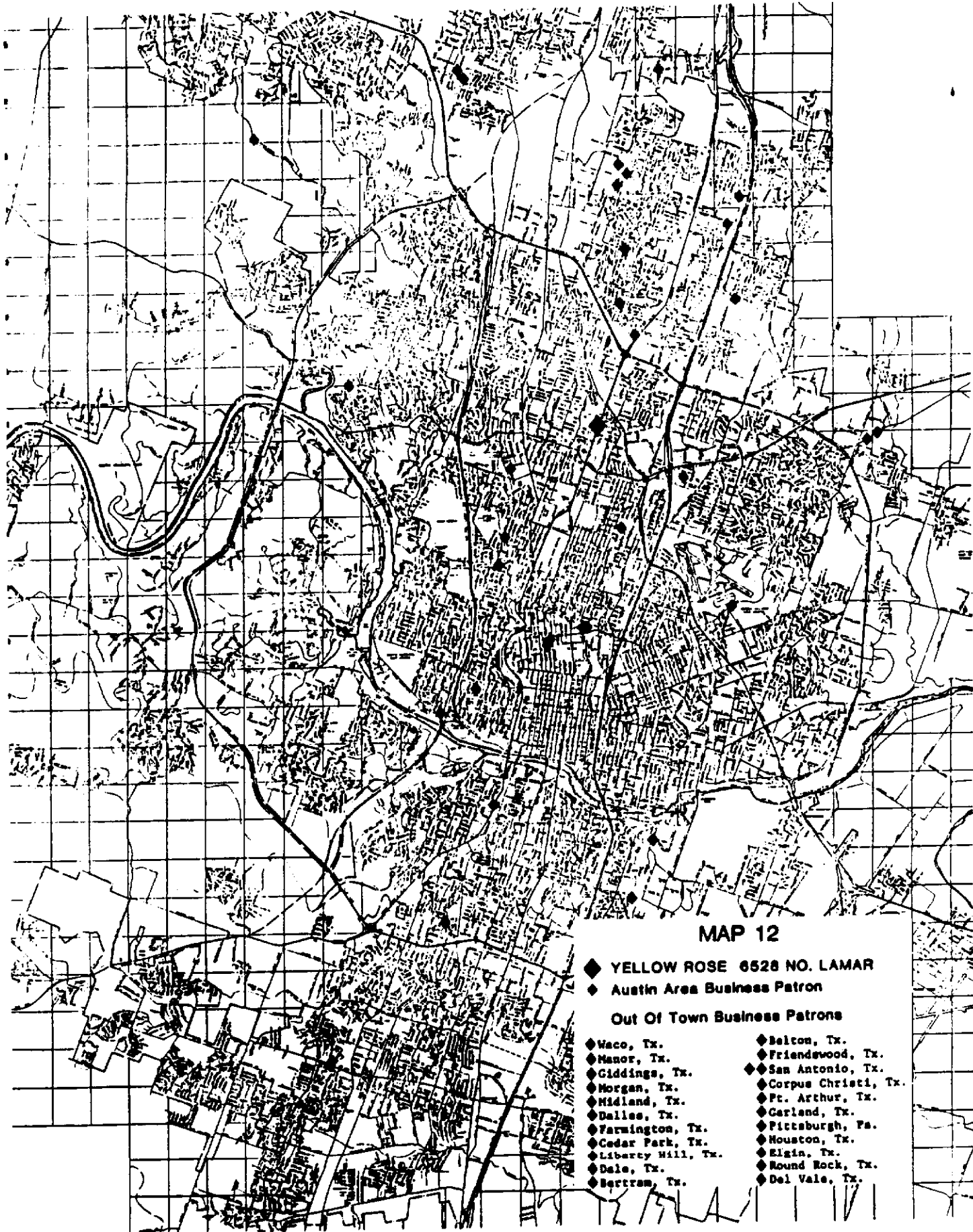
Out of Town Business Patrons

- Bryan, TX
- Smithville, TX
- Houston, TX
- San Marcos, TX
- Ft. Worth, TX
- Katy, TX



MAP 11

- ▲ **CINEMA WEST 2130 SOUTH CONGRESS**
- ▲ **Austin Area Business Patron**
- ▲ **Out Of Town Business Patrons**
- ▲ San Marcos, Tx.
- ▲ Lockhart, Tx.
- ▲ Bastrop, Tx.
- ▲ San Antonio, Tx.
- ▲ Lancaster, Tx.
- ▲ Houston, Tx.



MAP 12

- ◆ **YELLOW ROSE 6528 NO. LAMAR**
- ◆ **Austin Area Business Patron**

Out Of Town Business Patrons

- | | |
|---------------------|-----------------------|
| ◆ Waco, Tx. | ◆ Belton, Tx. |
| ◆ Manor, Tx. | ◆ Friendswood, Tx. |
| ◆ Giddings, Tx. | ◆ San Antonio, Tx. |
| ◆ Morgan, Tx. | ◆ Corpus Christi, Tx. |
| ◆ Midland, Tx. | ◆ Ft. Arthur, Tx. |
| ◆ Dallas, Tx. | ◆ Garland, Tx. |
| ◆ Farmington, Tx. | ◆ Pittsborough, Pa. |
| ◆ Cedar Park, Tx. | ◆ Houston, Tx. |
| ◆ Liberty Hill, Tx. | ◆ Elgin, Tx. |
| ◆ Dale, Tx. | ◆ Round Rock, Tx. |
| ◆ Bertram, Tx. | ◆ Del Vale, Tx. |

Three adult business sites were examined; an adult theater, an adult bookstore, and a topless bar. Due to study constraints, observation of these sites was limited to a single weekend night. It is believed, however, that the results of this examination reflect a reasonably accurate representation of the trade area of each business.

Results

The general location of customer residences was plotted on a map along with the location of the observed adult business. Addresses located outside of the Austin area or not found on the map are listed on the map legend. Maps 10, 11, and 12 illustrate the residences of observed customers with respect to the adult business surveyed.

These maps indicate that the location of customers is fairly evenly distributed throughout the City, particularly in the case of the topless club, (Map 12). None of the three businesses observed appear to attract a significant number of customers from the immediate neighborhood. Of the 81 observations made only 3 were located within a one mile radius of the adult business. It should be noted that all of the adult businesses studied had single-family-residential neighborhoods in the immediate vicinity.

Almost half (44 percent) of the observed customers resided outside of the City of Austin. Table 15 summarizes this analysis for each of the adult businesses.

Table 15
Residence of Observed Customers

	Adult Theater	Adult Bookstore	Topless Bar
Within Austin	8	4	34
Outside of Austin	6	7	23
Total	14	11	57

CHAPTER IV CONCLUSIONS

A. CRIME RATES

The results of this study indicate that there can be significant detrimental impacts on neighborhoods located near adult businesses. An analysis of sex-related crime rates in areas with adult businesses (Study Areas) revealed rates approximately two to five times higher than city-wide averages. Control Areas, which contain no adult businesses but have similar locations and land uses as the Study Areas, were found to have sex related crime rates approximately the same as city-wide rates. Moreover, sex-related crime rates in Study Areas with more than one adult business were found to be 66% higher than Study Areas with one adult business.

B. PROPERTY VALUES

The results of the assessment of the impact of adult businesses on property values suggests that there may be a severe decline in residential property values located within one block of an adult business site. There is an indication, based on the subjective opinions of real estate appraisers and lenders, that the introduction of an adult business into an area adjacent to family-oriented, owner-occupied residential neighborhoods may precipitate a transition to a more transient, renter-occupied neighborhood. The results of the survey of appraisers and lenders closely parallels the results of a similar survey conducted in Los Angeles, California and nationwide surveys conducted by the Division of Planning in Indianapolis, Indiana.

C. TRADE AREA CHARACTERISTICS

The analysis of the trade area characteristics of the adult business sites indicates that these businesses draw a substantial portion of their clientele from outside the immediate area in which they are located, and a sizable percentage of their clientele appear to reside outside the Austin area. From a land use standpoint, these businesses exhibit characteristics similar to other regionally oriented commercial service businesses.

D. RECOMMENDATIONS

Zone Districts

The analysis of the trade area characteristics of adult businesses revealed that they tended to attract a regional rather than local clientele. This finding suggests that such uses should be restricted to regionally oriented commercial zone districts. These districts are usually located along heavily traveled streets such as arterials and interstate highways, and are not normally near single-family neighborhoods. Commercial zone districts that are designed for a regional orientation include CBD, DMU, CH, CS and CS-1 and to a lesser extent, the GR, L, MI, and LI zone districts.

The assignment of proper zone districts must also consider the type of adult business. Adult Entertainment Businesses, (including bookstores, theaters, and film stores) represent a form of free speech which is protected by the First Amendment. Regulation of these uses must not unduly restrict freedom of speech. Adult Service Businesses, such as massage parlors and modeling studios, are not as sensitive to First Amendment issues.

Adult Entertainment Businesses are recommended in the GR, L, CBD, DMU, CS, CS-1, CH, MI, and LI zone districts and Adult Service Business are recommended in the L, CBD, DMU, CS, CS-1, and CH zone districts.

Conditional Use Permits

The conditional use permit process offers a viable method of regulating adult businesses by providing an extra degree of review needed to address the potential impacts adult businesses generate to surrounding neighborhoods. Unlike traditional zone district regulations, conditional use permits require site plan review, thus affording additional analysis and control.

Austin's current zoning ordinance prohibits adult businesses from locating within 1000 feet of any property zoned or used as residential. This provision led to the invalidation of the ordinance in the suit initiated by Taurus Enterprises because it was found that almost all commercially zoned property is, in fact, located within 1000 feet of residential property. This is particularly true in older areas of the City where narrow strip commercial development is flanked by residential use. This restriction should be eliminated from the ordinance and the issue of neighborhood protection should be addressed via the conditional use permit.

Conditional use permits are recommended in the GR, L, DMU, MI, and LI zoning districts for Adult Entertainment businesses and for Adult Service businesses they are recommended in the L, DMU, CS and CS-1 zone districts. See Table 16 for a summary of these recommendations.

Table 16
Zoning Summary

	GR	L	CBD	DMU	CS	CS-1	CH	MI	LI
Adult Entertainment Businesses	C	C	P	C	P	P	P	C	C
Adult Service Businesses	-	C	P	C	C	C	P	-	-

C - Conditional Use
P - Permitted Use

Dispersion of Adult Businesses

The analysis of sex-related crime rates revealed that when more than one business was located in a study area, the crime rate was 66% higher. In order to address this potential problem, the regulation of adult businesses should prohibit their concentration. Presently, the ordinance requires a 1,000 foot (about three city blocks) separation between adult businesses. This requirement should be continued.

E. POTENTIAL LOCATIONS

The available use district maps were examined to identify potential locations where new adult entertainment business would be permitted to establish. Although the available maps do not provide full coverage of the city, the most heavily urbanized sections of the city were examined. The analysis found 4534 parcels of land of various sizes where an adult entertainment business would be permitted as a use by right under the current zoning assigned to these parcels. Adult entertainment businesses would be allowed as a conditional use on an additional 3328 parcels. These locations are located throughout the city and offer extensive sites for the establishment of new adult entertainment business. Permitted locations were found on approximately 110 use district maps, which comprise well over 90% of all maps examined. The maps will be retained on file in the Office of Land Development Services, 301 West Second Street, Austin, Texas 78767.

F. CONCLUSIONS

Implementation of the above recommended regulations will assure protection of First Amendment rights, and will also allow adult oriented business to operate without adversely affecting the property values and crime rates in surrounding neighborhoods.

Appendix A

Analysis of Adult Business Studies in Indianapolis, Indiana and Los Angeles, California.

A. INDIANAPOLIS, INDIANA

In February, 1984, the Division of Planning in Indianapolis published a report entitled Adult Entertainment Businesses in Indianapolis: An Analysis. This report contained the results of an evaluation of the impact of adult business upon the surrounding area in terms of crime rates and real estate values.

Incidence of Crime

Methodology. The Indianapolis study assessed the impact of adult entertainment businesses on crime rates by researching six areas containing adult businesses and six similar areas containing no adult businesses. The six Study Areas were selected from among the forty three adult business locations. The criteria used to select the Study Areas were their zoning mix, population size, and the relative age of their housing stock. The Control Areas (having no adult businesses) were chosen on the basis of their proximate location to the Study Areas and their similarity in terms of population size and zoning mix. Of the six Study Areas, two consisted primarily of residential zoning, two consisted primarily of commercial zoning, and two contained a mix of both residential and commercial zoning. All Study and Control Areas were circular in shape with a 1000 foot radius.

The Indianapolis study evaluated crimes in the Study and Control Areas for the years 1978 through 1982. The study compiled all reported incidents to which police were dispatched. These data were assembled into two groups: Major Crimes and Sex-Related Crimes. Major Crimes included Criminal Homicide, Rape, Robbery, Aggravated Assault, Residence and Non-Residence Burglary, Larceny, and Vehicle Theft. Sex-Related Crimes included Rape, Indecent Exposure, Obscene Conduct, Child Molestation, Adult Molestation, and Commercial Sex.

Results. The evaluation found that for both the Study and Control Areas, the rate of major crimes was higher than the corresponding rate for the Indianapolis Police District as a whole. The average annual rate for major crimes in the Study Areas was 23 percent higher than the corresponding rate in the Control Areas. Comparison of the rates for sex-related crimes indicated a considerably larger difference between the Study and Control Areas. The average annual rate for sex-related crimes in the Study Area was 77 percent higher than the corresponding rate in the Control Area. The study also found a strong correlation between the crime frequency and the residential character of the Study areas. Crime rates were 56 percent higher in predominantly residential areas than in predominantly commercial areas. The study found a more acute difference regarding sex-related crimes. Sex-related crimes occurred four times more frequently in predominantly residential areas than in areas that were substantially commercial in nature.

Real Estate Impacts

Methodology. The Indianapolis report also evaluated the impact of adult businesses on property values. The report approached the evaluation from two perspectives. The first approach compared the residential property appreciation rates of the Study Areas to those of the Control Areas and to a larger geographical area that included the Study and Control Areas. The second approach surveyed professional real estate appraisers to establish a "best professional opinion" regarding the market effect of adult businesses on surrounding land values.

The first part of the evaluation examined three sources in the assessment of residential property appreciation. These sources were: the Indianapolis Residential Multiple Listing Summaries of the Metropolitan Indianapolis Board of Realtors; 1980 Census Data; and the annual lending institution statements required by the Federal Home Mortgage Disclosure Act. The second part of the evaluation solicited the opinions of members of the American Institute of Real Estate Appraisers (AIREA). The survey sample was drawn at two levels. A 20 percent random sample of AIREA members from across the nation was constructed. A 100 percent sample of professional appraisers with the MAI (Member Appraisal Institute) designation, who practiced in the 22 Metropolitan Statistical Areas similar in size to Indianapolis, was compiled. The survey questionnaire was formulated to solicit information concerning the effect of adult businesses on residential and commercial property located within one to three blocks of the business site.

Results. The report adopted the following conclusions regarding the appreciation of residential properties. First, residential properties within the Study Areas appreciated at only one-half the rate of the Control Areas and one-third the rate of Center Township (representing the performance of the market at a broader scale). Second, while residential listing activity declined 52 percent in the Control Areas and 80 percent in Center Township, in the Study Area listings increased 4 percent. The report found that "twice the expected number of houses were placed on the market at substantially lower prices than would be expected had the Study Area real estate market performed typically for the period of time in question".

The tabulated results of the professional appraiser survey are depicted in Table 1. From these results, the report concluded that:

1. The large majority of appraisers felt that there is a negative impact on residential and commercial property values within one block of an adult bookstore.
2. The negative impact decreased markedly with distance from the adult bookstore. At a distance of three blocks the negative impact was judged by appraisers to be less than half that when compared to a distance of one block.

3. The majority felt that the negative impact was greater for residential properties than for commercial properties.

Table I
Effect of Adult Businesses on Property Values in Indianapolis, Indiana

	Decrease 20% or more	Decrease 10 to 20%	Decrease 1 to 10%	No change	Increase 1 to 10%	Increase 10 to 20%
Residential Property One Block Radius						
20% National Survey	21.3	24.5	34.1	20.1	0.0	0.0
100% MSA Survey	19.0	25.4	33.6	21.1	0.9	0.0
Commercial Property One Block Radius						
20% National Survey	10.0	19.3	42.6	28.1	0.0	0.0
100% MSA Survey	9.5	20.3	39.9	29.9	0.9	0.4
Residential Property Three Block Radius						
20% National Survey	1.6	9.3	25.4	63.3	0.4	0.0
100% MSA Survey	2.6	7.8	28.9	60.3	0.4	0.0
Commercial Property Three Block Radius						
20% National Survey	0.8	5.2	16.5	76.6	0.8	0.0
100% MSA Survey	2.2	3.9	16.8	75.9	1.3	0.0

The Indianapolis appraiser survey included a question designed to help establish the basis for their opinions regarding the degree to which adult businesses affect property values in general. Almost 90 percent of those responding to the survey provided responses to this question. In the national survey, 29 percent saw little or no effect on surrounding property values resulting from adult businesses. They listed as a basis their professional experience; the observation that this use generally occurs in already deteriorated neighborhoods; and the feeling that the effect of only one adult business would be inconsequential.

One half of the respondents projected a substantial to moderate negative impact on surrounding property values. Their responses were based on the feeling: that adult businesses attract "undesirables" to the neighborhood; that adult businesses create a bad image of the area; and that this type of use offends the prevailing community attitudes thus discouraging homebuyers and customers from frequenting the area. Twenty percent of the respondents indicated that the potential impact on surrounding property values was contingent on other variables. Many felt the impact would be contingent on the existing property values in the area and the subjective value of area residents. Some felt that development standards controlling facade and signage would determine the degree of impact, while others indicated that the nature of the existing commercial area and its buffering capacity as the most important factor influencing the impact on surrounding property values.

The MSA survey results closely paralleled those of the national survey. Two additional responses are noteworthy. First, some respondents indicating a substantial to moderate negative impact based their opinion on the feeling that such uses precipitate decline and discourage improvements in the area. Second, some respondents felt that the impact on property values was contingent on whether or not it was likely that other adult businesses would be attracted to the area.

B. LOS ANGELES, CALIFORNIA

In June, 1977 the Department of City Planning of the City of Los Angeles published a report entitled Study of the Effects of the Concentration of Adult Entertainment Establishments in the City of Los Angeles. The study includes an evaluation of the impact of adult businesses on both crime rates and property values.

Incidence of Crime

Methodology. The City's study evaluated the impact of adult businesses on criminal activity by comparing crime rates in Hollywood to crime rates for the city. Hollywood was selected as a study area because of its high concentration of adult businesses. The study focused on the years 1969 to 1975, during which time adult businesses in Hollywood proliferated from 11 to 88 establishments.

Results. The City's study monitored trends in Part I crimes. Part I crimes include homicide, rape, aggravated assault, robbery, burglary, larceny, and vehicle theft. The number of reported incidents of Part I crimes in the Hollywood area increased 7.6 percent from 1969 to 1975. This was nearly double the citywide average increase of 4.2 percent for the same time period. This report also monitored Part I crimes committed against a person (as opposed to those committed against property) and found that they increased at a higher than average rate in the Hollywood Area. Street robberies and purse snatchings, where in the victims were directly accosted by their assailant, increased by 93.7 percent and 51.4 percent, respectively; compared to the city wide average increase of 25.6 percent and 36.8 percent.

The increase in arrests for Part II crimes indicated an alarming differential between the Hollywood area and the city as a whole. Arrests for these crimes increased 45.5 percent in the Hollywood area but only 3.4 percent city wide. Prostitution arrests in the Hollywood area increased at a rate 15 times greater than the city average. While the city showed a 24.5 percent increase, prostitution arrests in Hollywood increased 372.3 percent. In 1969, arrests for prostitution in the Hollywood area accounted for only 15 percent of the city total; however, by 1975 they accounted for over 57 percent of the total. In the Hollywood area pandering arrests increased by 475 percent, which was 3 1/2 times greater than the city wide average. In 1969 pandering arrests in the Hollywood area accounted for 19 percent of the city total. By 1975, the share had increased to 46.9 percent.

The Los Angeles Police Department increased their deployment of police personnel at a substantially higher rate in the Hollywood area in response to the surge in crime. The report emphasized that sexually-oriented business either contributed to or were directly responsible for the crime problems in the Hollywood area.

Real Estate Impacts

Methodology. The study prepared by the City of Los Angeles utilized a two point approach in evaluating the impact of adult businesses on surrounding property values. The primary approach sought to establish the impact on property values by monitoring changes in assessed value from 1970 to 1976 for selected areas having concentrations of adult businesses and for appropriate control areas. The report selected five study areas containing 4 to 12 adult entertainment businesses. Three study areas were in Hollywood and the other two were in the San Fernando Valley. Four control areas, having no adult businesses were selected. The study examined property assessment data, U.S. census data, and other pertinent information to determine the rate of appreciation over the six year study period. The rates for the Study Areas were compared to the rates for the Control Areas to gauge the impact of adult businesses on property values.

The second approach of the study used survey questionnaires to subjectively establish the impact of adult businesses on surrounding residential and commercial properties. Two questionnaires were prepared. The first questionnaire was distributed to all members of the American Institute of Real Estate Appraisers having a Los Angeles address and to members of the California Association of Realtors having offices in the vicinity of the Study Areas. The second questionnaire was distributed to all property owners (other than single family residential) within 500 feet of the Study Areas. The results of these surveys were supplemented with input from the general public obtained at two public meetings held in the area.

Results. The evaluation found that there was some basis to conclude that the assessed valuation of property within the Study Areas had generally tended to increase at a lesser rate than similar areas having no adult businesses. However, the report noted that in the opinion of the planning staff there was insufficient evidence to support the contention that concentrations of adult businesses have been the primary cause of these patterns of change in assessed valuation.

The appraiser questionnaire was distributed to 400 real estate professionals with 20 percent responding. The results can be summarized as follows:

1. 87.7% felt that the concentration of adult businesses would decrease the market value of business property located in the vicinity of such establishments.
2. 67.9% felt that the concentration of adult businesses would decrease the rental value of business property located in the vicinity of such establishments.
3. 59.3% felt that the concentration of adult businesses would decrease the rentability/salability of business property located in the vicinity of such establishments.
4. 72.8% felt that the concentration of adult businesses would decrease the annual income of businesses located in the vicinity of such establishments.
5. Over 90% felt that the concentration of adult businesses would decrease the market value of private residences located within 1000 feet.
6. Over 86% felt that the concentration of adult businesses would decrease the rental value of residential income property located within 1000 feet.
7. Almost 90% felt that the concentration of adult businesses would decrease the rentability/salability of residential property located within 1000 feet.

Respondents to the appraisers' survey commented that the adverse effects are related to the degree of concentration and the type of adult business. They indicated that one free standing adult business may have no effect. A few comments indicated that property values and business volume might increase for businesses that are compatible with adult entertainment businesses (e.g.: other adult businesses, bars). A high percentage of appraisers and realtors commented on the adverse effect of adult businesses on neighborhood appearance, litter, and graffiti.

The survey of property owners indicated that almost 85 percent felt that adult entertainment establishments had a negative effect on the sales and profits of businesses in the area. Over 80 percent felt that adult businesses had a negative affect on the value and appearance of homes in the area immediately adjacent to such businesses. Area property owners and businessmen cited the following adverse effects resulting from adult entertainment establishments.

1. Difficulty in renting office space.
2. Difficulty in keeping desirable tenants.
3. Difficulty in recruiting employees.
4. Limits hours of operation (evening hours).
5. Deters patronage from women and families.
6. Generally reduces business patronage.

Respondents emphasized their concerns about the high incidence of crime. A high percentage of respondents commented that the aesthetics of adult businesses are garish, sleazy, shabby, blighted, tasteless, and tend to increase the incidence of litter and graffiti.

Testimony received at the two public meeting on this subject revealed that there was serious public concern over the proliferation of adult entertainment businesses, particularly in the Hollywood area. Citizens testified that they are afraid to walk the streets, particularly at night. They expressed concern that children might be confronted by unsavory characters or exposed to sexually explicit material.

Appendix B

TYPES OF CRIMES

Part 1 Crimes

Murder

Capital Murder

Criminal Negligent Homicide/Non-Traffic

Criminal Negligent Homicide/Traffic

Involuntary Manslaughter/Traffic

Justified Homicide

Sexual Assault

Attempted Sexual Assault

Aggravated Sexual Assault

Attempted Aggravated Sexual Assault

Rape of a Child

Attempted Rape of a Child

Aggravated Robbery/Deadly Weapon

Attempted Aggravated Robbery/Deadly Weapon

Aggravated Robbery by Assault

Robbery by Assault

Attempted Robbery by Assault

Attempted Murder

Attempted Capital Murder

Aggravated Assault

Aggravated Assault on a Peace Officer

Deadly Assault

Serious Injury to a Child

Arson with Bodily Injury

Burglary of a Residence

Attempted Burglary of a Residence

Burglary of a Non-Residence

Attempted Burglary of a Non-Residence

Theft

Burglary of a Vehicle

Burglary of a Coin-Operated Machine

Theft from Auto

Theft of Auto Parts

Pocket Picking

Purse Snatching

Shoplifting

Theft of Service

Theft of Bicycle

Theft from Person

Attempted Theft

Theft of Heavy Equipment

Theft of Vehicle/Other

Auto Theft
Attempted Auto Theft
Unauthorized use of a vehicle

Sex Related Crimes

Sexual Assault
Attempted Sexual Assault
Aggravated Sexual Assault
Attempted Aggravated Sexual Assault
Rape of a Child
Attempted Rape of a Child

Prostitution
Promotion of Prostitution
Aggravated Promotion of Prostitution
Compelling Prostitution

Sexual Abuse
Aggravated Sexual Abuse
Attempted Aggravated Sexual Abuse
Public Lewdness
Indecent Exposure
Sexual Abuse of a Child
Attempted Sexual Abuse of a Child
Indecency with a Child
Incest
Solicitation

