

## Joe Mattina

---

**From:** Talcott Brown <talcottdesign12@gmail.com>  
**Sent:** Friday, November 04, 2016 3:13 PM  
**To:** Joe Mattina  
**Subject:** Fwd: solar farm  
**Attachments:** racking pic\_4 landscape panels.jpg; Technical\_Datasheet\_Max\_Span™.pdf

Joe,

Is this good or do you need more information?

Thank You again,

Charlie

----- Forwarded message -----

**From:** **Dave Kane** <[dkane@greenstreetsolarpower.com](mailto:dkane@greenstreetsolarpower.com)>  
**Date:** Fri, Nov 4, 2016 at 3:03 PM  
**Subject:** RE: solar farm  
**To:** Talcott Brown <[talcottdesign12@gmail.com](mailto:talcottdesign12@gmail.com)>

Panels are affixed to rack. Don't move. But rack is just driven into the ground. No poured concrete footings. 18' at the low end, 10' at the high end.

**From:** Talcott Brown [mailto:[talcottdesign12@gmail.com](mailto:talcottdesign12@gmail.com)]  
**Sent:** Friday, November 04, 2016 2:48 PM  
**To:** Dave Kane <[dkane@greenstreetsolarpower.com](mailto:dkane@greenstreetsolarpower.com)>  
**Subject:** Fwd: solar farm

----- Forwarded message -----

**From:** **Joe Mattina** <[mattina-bldgdept@townofnewburgh.org](mailto:mattina-bldgdept@townofnewburgh.org)>  
**Date:** Fri, Nov 4, 2016 at 2:33 PM  
**Subject:** solar farm  
**To:** Talcott Brown <[talcottdesign12@gmail.com](mailto:talcottdesign12@gmail.com)>

Charlie

I'm doing your denial to the zoning board

I need a picture of the panels and I also need to know if they move and their total height

Joseph Mattina

Asst. Building Inspector / Fire Investigator

Town of Newburgh Code Compliance

308 Gardnertown Road

Newburgh, NY 12550

845-564-7801 Phone

845-564-7802 Fax

--

Talcott Engineering Design PLLC

1 Gardnertown Road

Newburgh, NY 12550

845-569-8400

fax 569-4583

<http://talcottengineering.com/>

--

Talcott Engineering Design PLLC

1 Gardnertown Road

Newburgh, NY 12550

845-569-8400

fax 569-4583

<http://talcottengineering.com/>



# Max-Span™ POST SYSTEM

Technical Data Sheet



Industry's best quality, test & certification and bankability

Industry's longest spans and fewest foundations: as few as 240 per MW

Post/Beam/Brace assembly has industry's lowest part count and fastest assembly


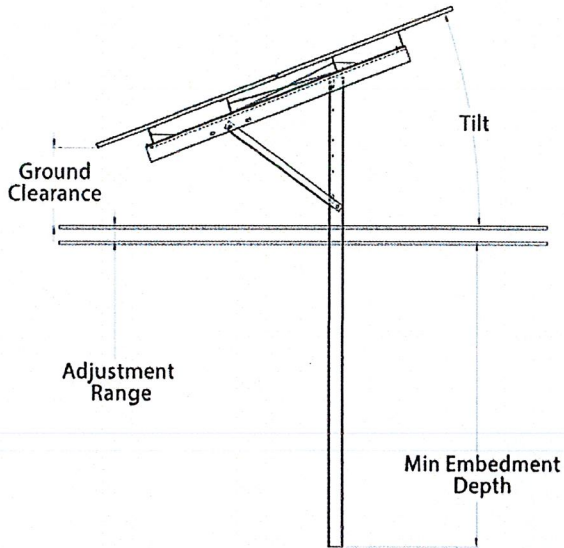
Articulating purlin connections to navigate up to 15% terrain slopes

Supports all poly, glass and thin film modules


Rugged design enables 150 mph wind and 90 psf snow loads

Turnkey install, pull test and geotech services available

Wind tunnel tested by industry leader CPP







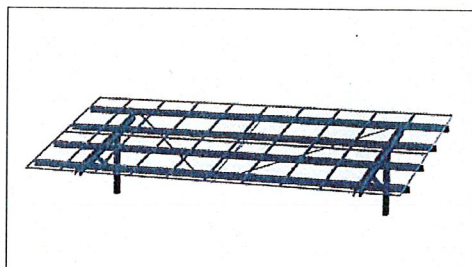


# Max-Span™ POST SYSTEM


Tel: 212 388 5160  
info@gamechangesolar.com  
gamechangesolar.com



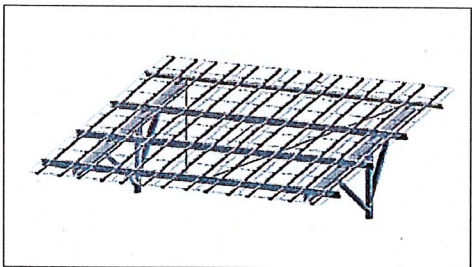
## Technical Data Sheet



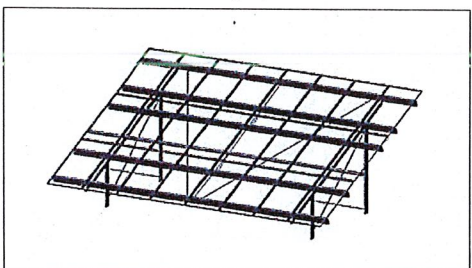
Max-Span™ with 2up poly panels



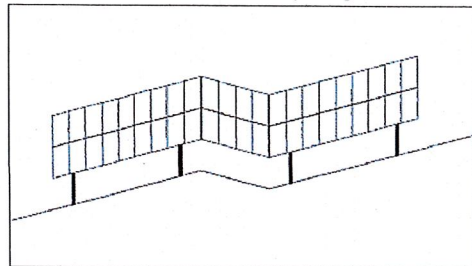
Rugged beam and brace rapidly attach to pile with just six bolts



Max-Span™ thin film with 5-10up landscape panels



Max-Span™ - Twin Post System allows for lowest pricing



Articulating purlins between tables allows up to 15% east-west terrain slopes

## Features

Supports all double-sided glass thin film & other modules

Up to 4 ft. ground clearance eliminates snow & vegetation shading issues

StickyPile™: G235 galvanized steel (HDG available), earth screws & helicals: HDG, purlins, beams & braces: G90 galvanized steel

Galvanized Z purlins have integrated trays for easy wire management

Integrated grounding with star washers or teathed module clamps included - approved under ETL /UL 2703

5 to 35° tilt with multiple inter-row spacing options

Stamped layout & engineering analysis for every project

Rugged beam and brace rapidly attach to pile with just six bolts

W6x7 HDG I beam option also available

GameChange thin film system has 60% fewer foundations than other First Solar racking, enables faster install (typically 269 piles per MW vs 803 piles for other vendors)

## Test & Certification

- Meet IBC and ASME standards for structural loading
- ETL / UL 467 GameChange top mount clamps or star washers included
- ETL / UL 2703 tested
- Independent assessment by Black & Veatch
- Warranty 20 years - Made in USA

## Calculations

- 100% code compliant designs for any locality
- Third-party structural PE, stamped drawings and calculations
- Available 2up in portrait and 4up in landscape poly & 5 to 10 thin film panels
- Individual system structural calcs based on regional load values
- Design loads according to IBC 2006 or 2009

## Pull Test, Geotech & Installation Services

- Free pull test on orders over 5 MW
- Vertical and lateral resistance of the post is determined by pull test
- Test data is then analyzed by our in-house engineering team in parallel with geotechnical report to give the best and most accurate information for embedment depth and post type
- Turnkey installation of piles, racks and modules available

## Material

- Posts: G235 galvanized steel (HDG ASTM123 option also available)
- Galvanized purlins, NS beam, brace: G90 galvanized steel
- Star washer or ETL / UL top mount teathed panel clamp: stainless steel
- Associated hardware: magnacoat 3/8", 1/2" and 3/4" x 1" hex or serrated flange hex bolts, 3/8", 1/2" and 3/4" serrated flange nuts HDG or magnacoat, 3/4" washers: stainless steel 1/4" - 20" serrated flange nuts, 1/4" - 20" x 3/4" hex bolts; or if mounting panel using stainless steel panel mounting clamps: 1/4" - 20" x 2.5" hex bolts, or 1.5" - 2.5" T-bolts, stainless steel 1/4" - 20" serrated flange nuts